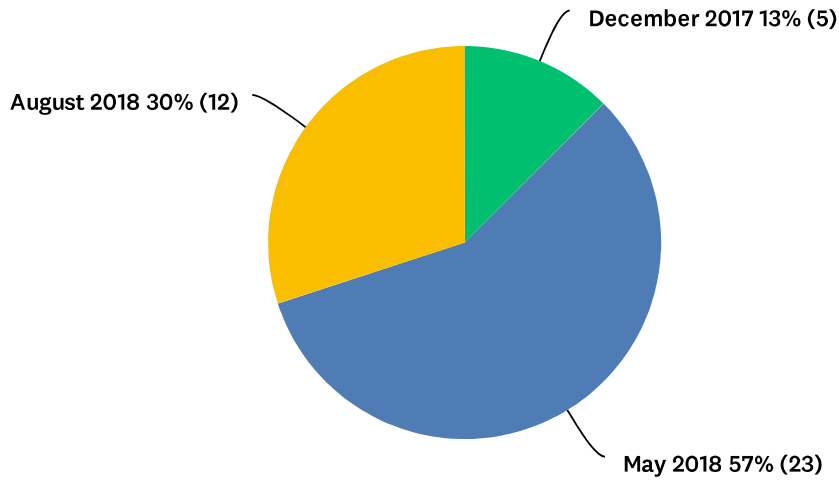


Post-Graduation Survey 2017-18  
School of Business (Business, Business Administration, MBA)  
40 respondents (39% response rate)

## Q1 Graduation Date:

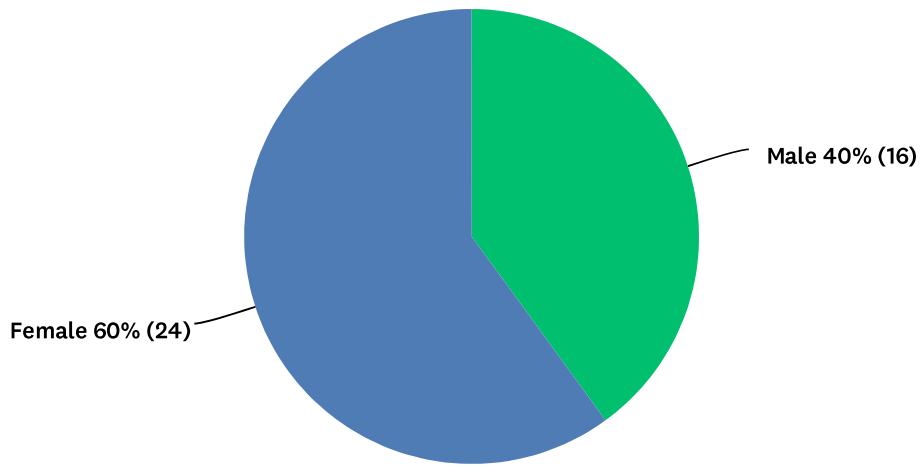
Answered: 40 Skipped: 0



ANSWER CHOICES	RESPONSES
December 2017	13% 5
May 2018	57% 23
August 2018	30% 12
TOTAL	40

### Q3 Gender

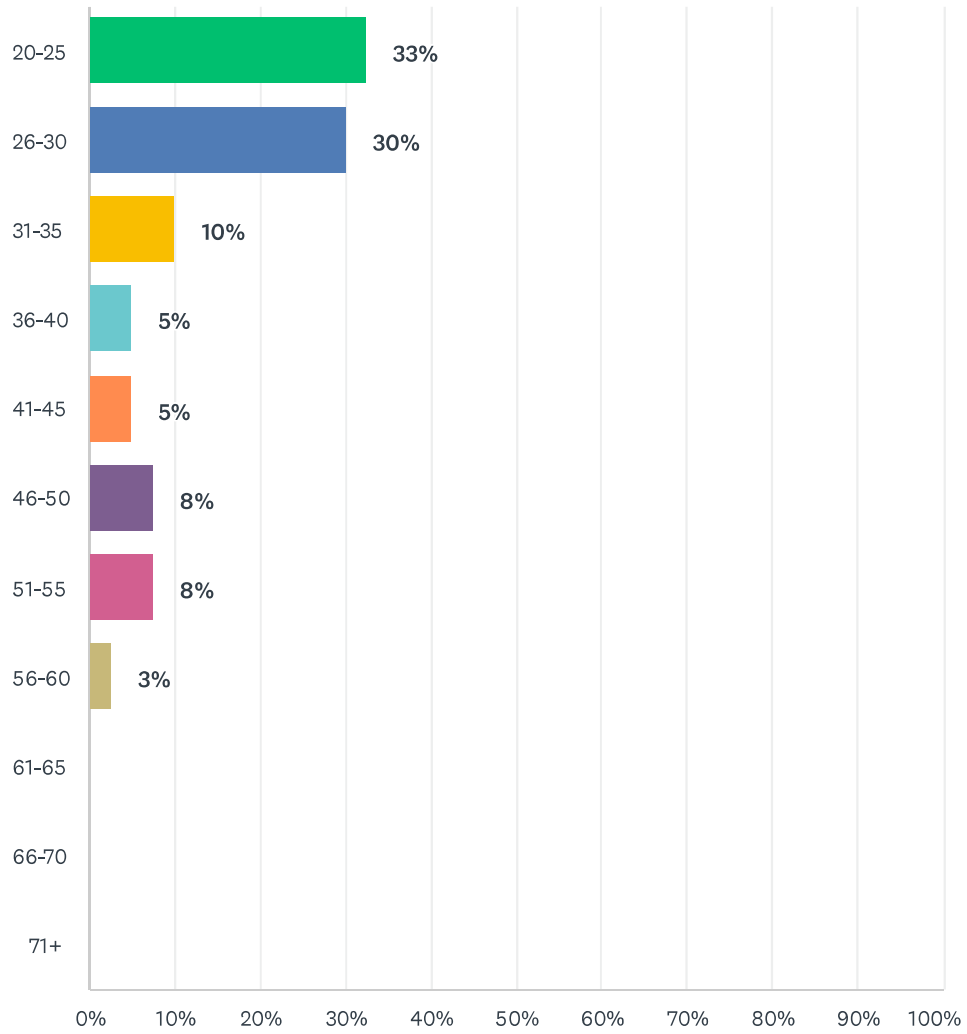
Answered: 40 Skipped: 0



ANSWER CHOICES	RESPONSES	
Male	40%	16
Female	60%	24
TOTAL		40

## Q4 Age:

Answered: 40 Skipped: 0

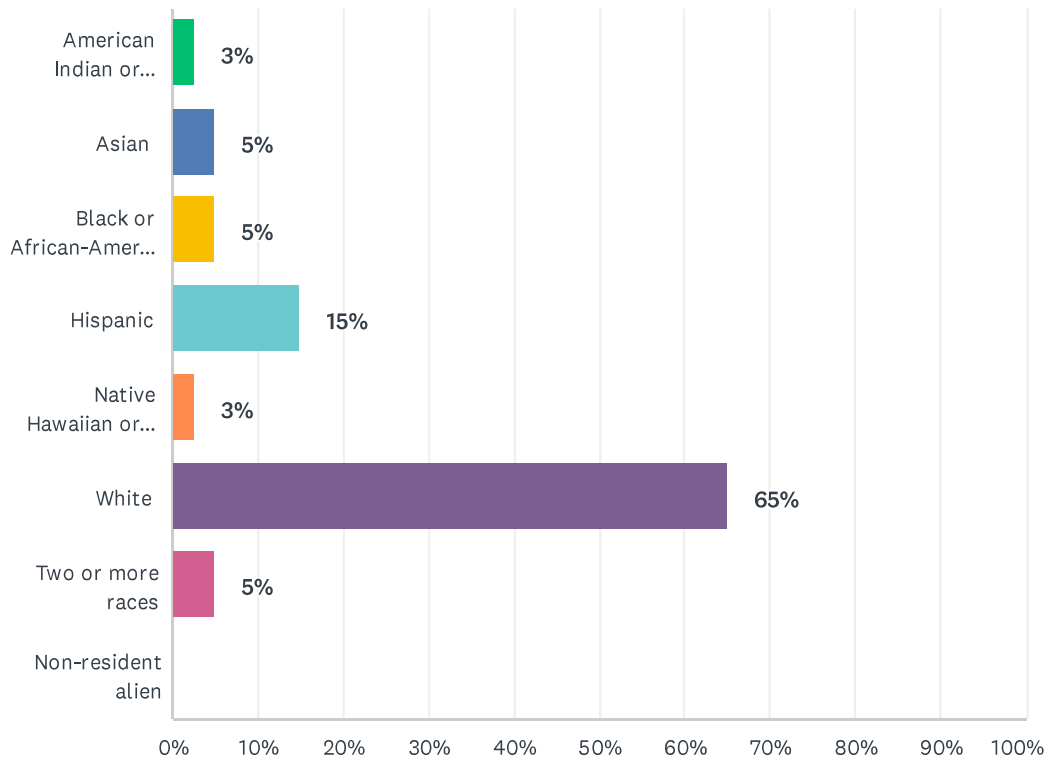


Post-Graduation Survey 2017-18

ANSWER CHOICES	RESPONSES	
20-25	33%	13
26-30	30%	12
31-35	10%	4
36-40	5%	2
41-45	5%	2
46-50	8%	3
51-55	8%	3
56-60	3%	1
61-65	0%	0
66-70	0%	0
71+	0%	0
TOTAL		40

### Q5 Race/Ethnicity:

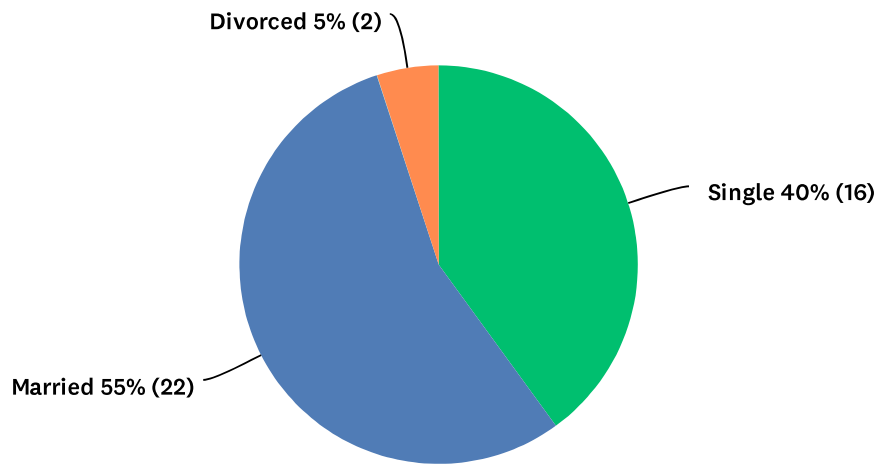
Answered: 40 Skipped: 0



ANSWER CHOICES	RESPONSES	
American Indian or Native Alaskan	3%	1
Asian	5%	2
Black or African-American	5%	2
Hispanic	15%	6
Native Hawaiian or other Pacific Islander	3%	1
White	65%	26
Two or more races	5%	2
Non-resident alien	0%	0
<b>TOTAL</b>		<b>40</b>

## Q6 Marital Status:

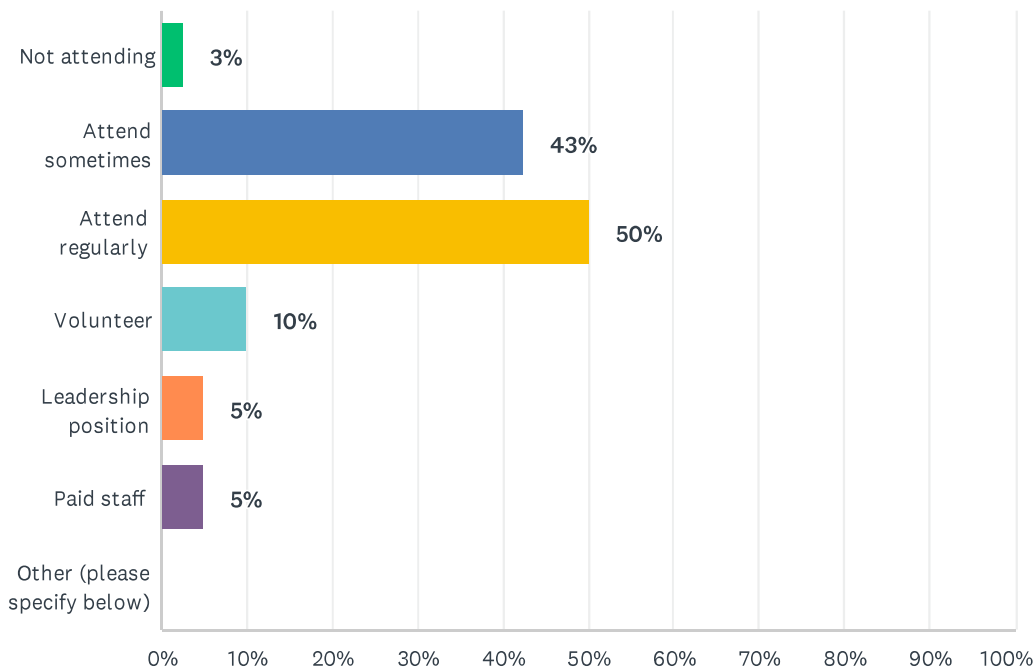
Answered: 40 Skipped: 0



ANSWER CHOICES	RESPONSES	
Single	40%	16
Married	55%	22
Separated	0%	0
Widowed	0%	0
Divorced	5%	2
<b>TOTAL</b>		<b>40</b>

### Q7 Indicate your level of involvement in a local church (check all that apply):

Answered: 40 Skipped: 0

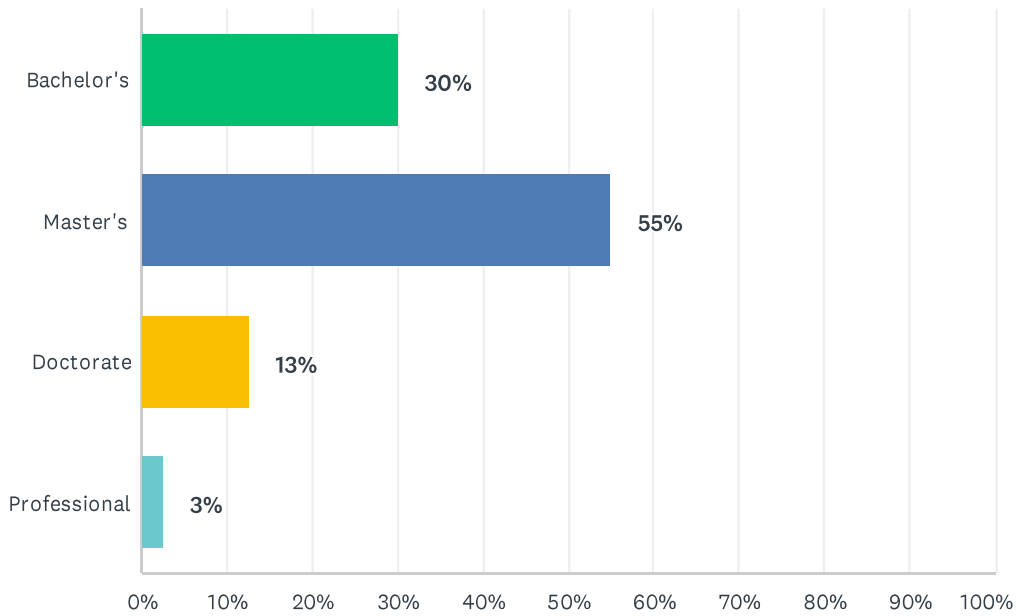


ANSWER CHOICES	RESPONSES
Not attending	3% 1
Attend sometimes	43% 17
Attend regularly	50% 20
Volunteer	10% 4
Leadership position	5% 2
Paid staff	5% 2
Other (please specify below)	0% 0
Total Respondents: 40	

#	OTHER	DATE
	There are no responses.	

## Q8 What is the highest degree you plan to attain?

Answered: 40 Skipped: 0



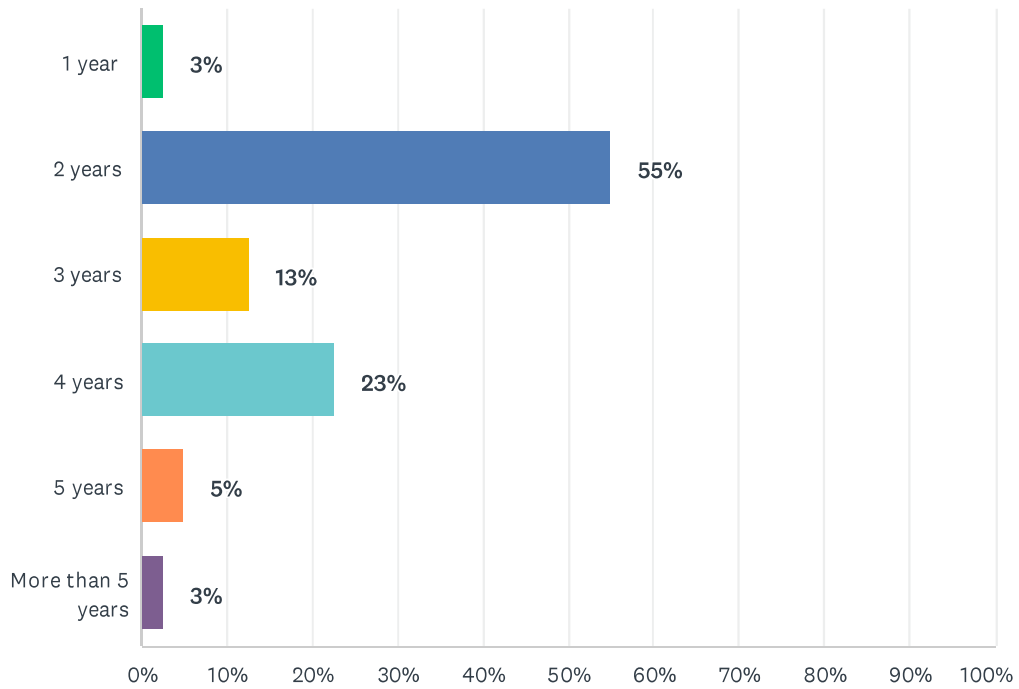
ANSWER CHOICES	RESPONSES
Bachelor's	30% 12
Master's	55% 22
Doctorate	13% 5
Professional	3% 1
TOTAL	40

#	OTHER (PLEASE SPECIFY)	DATE
	There are no responses.	



## Q9 How many years did you attend WJU?

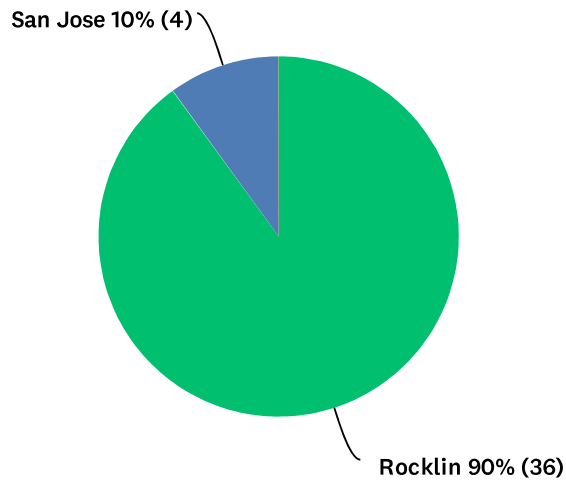
Answered: 40 Skipped: 0



ANSWER CHOICES	RESPONSES
1 year	3% 1
2 years	55% 22
3 years	13% 5
4 years	23% 9
5 years	5% 2
More than 5 years	3% 1
<b>TOTAL</b>	<b>40</b>

### Q10 At which campus did you complete the majority of your studies?

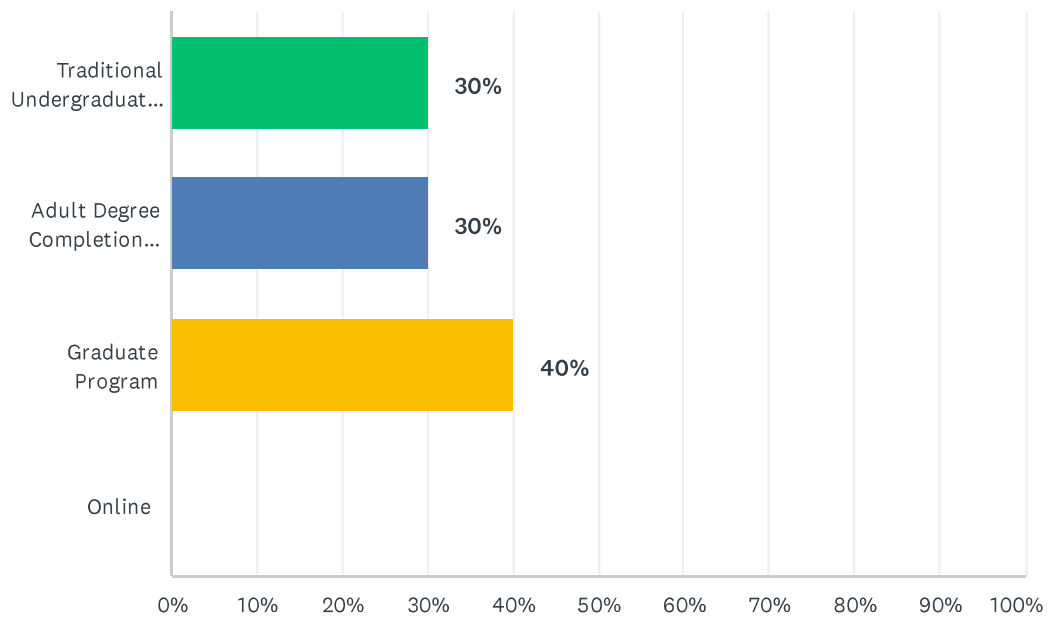
Answered: 40 Skipped: 0



ANSWER CHOICES	RESPONSES	
Rocklin	90%	36
San Jose	10%	4
Online	0%	0
TOTAL		40

## Q11 In which program did you complete your studies?

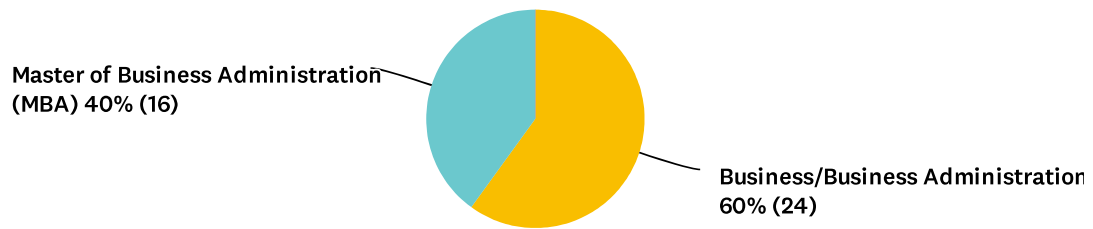
Answered: 40 Skipped: 0



ANSWER CHOICES	RESPONSES	
Traditional Undergraduate Program	30%	12
Adult Degree Completion (SPS)	30%	12
Graduate Program	40%	16
Online	0%	0
<b>TOTAL</b>		<b>40</b>

## Q12 First major field of study at WJU:

Answered: 40 Skipped: 0

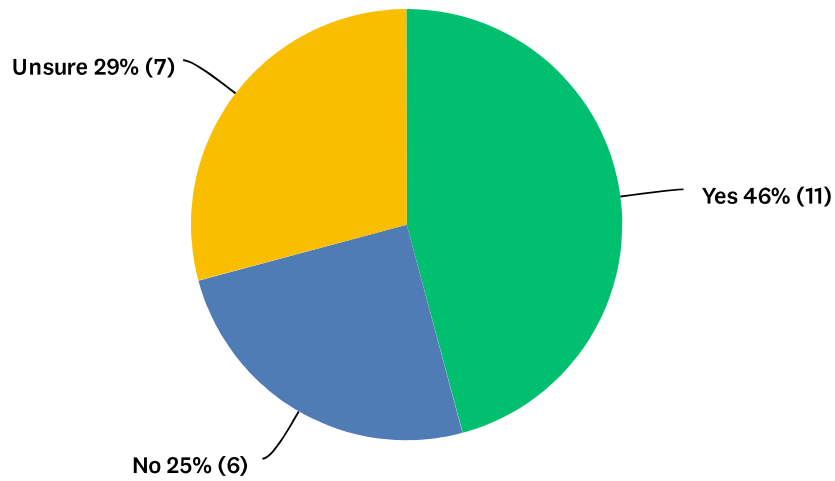


Post-Graduation Survey 2017-18

ANSWER CHOICES	RESPONSES	
Bible and Theology/Theology	0%	0
Biology	0%	0
Business/Business Administration	60%	24
Christian Leadership	0%	0
Computer Science	0%	0
Creative Arts	0%	0
Criminal Justice	0%	0
English	0%	0
Environmental Science	0%	0
History	0%	0
Intercultural Studies	0%	0
Kinesiology	0%	0
Liberal Studies	0%	0
Mathematics	0%	0
Music	0%	0
Organizational Leadership	0%	0
Pastoral Ministry	0%	0
Psychology	0%	0
Public Policy	0%	0
Theatre	0%	0
Visual and Fine Arts	0%	0
Youth Ministry	0%	0
Certificate in Addiction Studies	0%	0
Master of Business Administration (MBA)	40%	16
Master of Arts in Education (MAEd)	0%	0
Master of Arts in Leadership (MAL)	0%	0
Master of Arts in Teaching (MAT)	0%	0
<b>TOTAL</b>		<b>40</b>

## Q25 Are you attending or do you plan to attend graduate school?

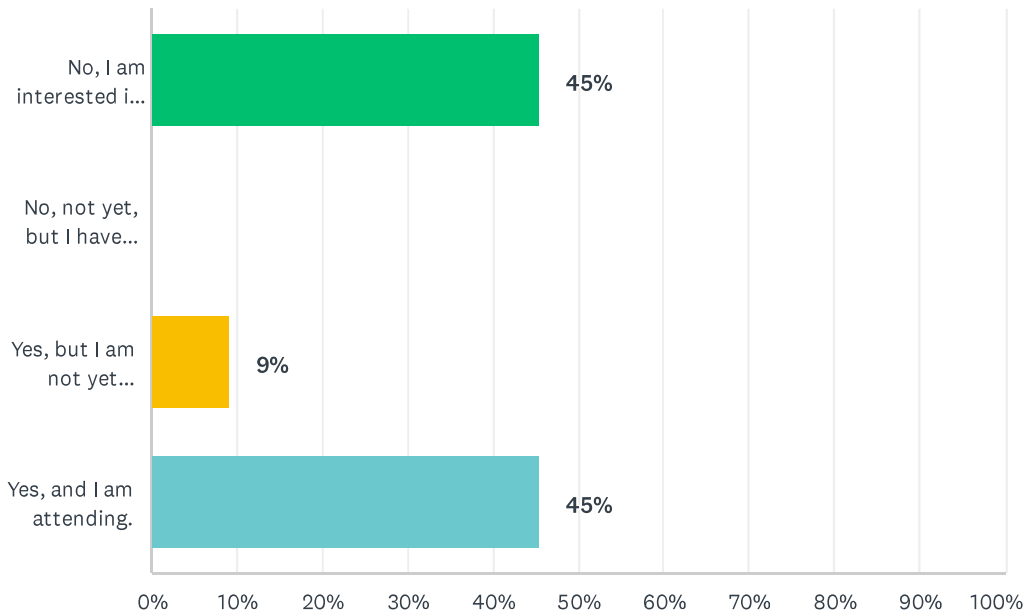
Answered: 24 Skipped: 16



ANSWER CHOICES	RESPONSES	
Yes	46%	11
No	25%	6
Unsure	29%	7
TOTAL		24

## Q26 Have you been accepted to graduate school?

Answered: 11 Skipped: 29



ANSWER CHOICES	RESPONSES	
No, I am interested in graduate school but have not yet applied to any.	45%	5
No, not yet, but I have applied.	0%	0
Yes, but I am not yet attending.	9%	1
Yes, and I am attending.	45%	5
<b>TOTAL</b>		<b>11</b>

## Q27 At what university are you enrolled/will you be enrolled?

Answered: 6 Skipped: 34

#	RESPONSES	DATE
1	Dallas Theological Seminary	2/16/2019 12:42 PM
2	Undecided	2/16/2019 11:59 AM
3	Willam Jessup	2/7/2019 10:49 AM
4	William Jessup University	2/6/2019 7:20 PM
5	Golden Gate University	2/6/2019 7:05 PM
6	Golden Gate University	2/6/2019 7:04 PM



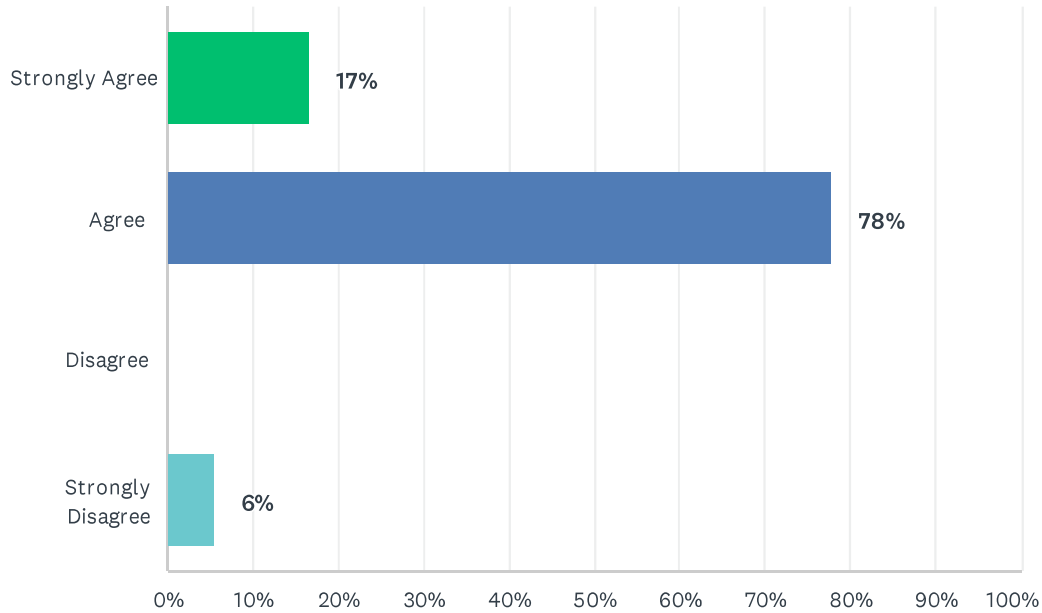
## Q28 In which field of study are you currently enrolled/will you be enrolled?

Answered: 6 Skipped: 34

#	RESPONSES	DATE
1	MA in Christian Education	2/16/2019 12:42 PM
2	MBA	2/16/2019 11:59 AM
3	Business	2/7/2019 10:49 AM
4	Masters of Arts Sports Management	2/6/2019 7:20 PM
5	MS in Marketing	2/6/2019 7:05 PM
6	MBA	2/6/2019 7:04 PM

## Q29 My educational experience at WJU established an adequate foundation for graduate school.

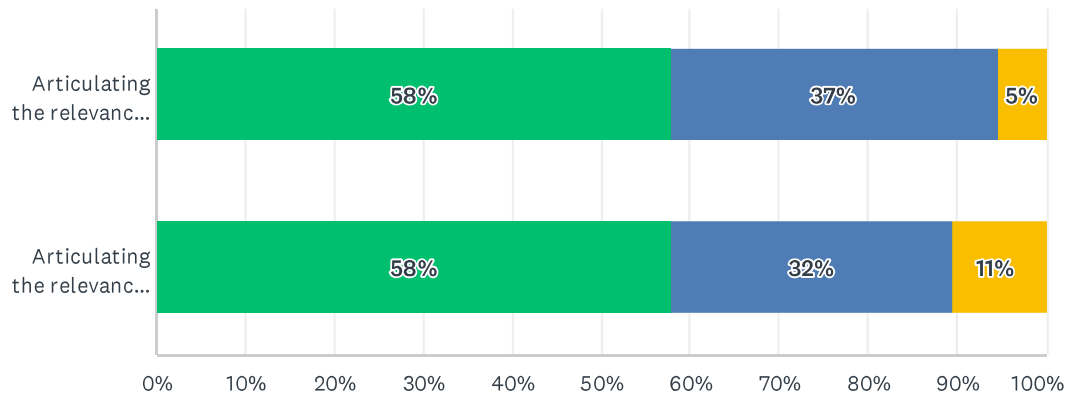
Answered: 18 Skipped: 22



ANSWER CHOICES	RESPONSES	
Strongly Agree	17%	3
Agree	78%	14
Disagree	0%	0
Strongly Disagree	6%	1
<b>TOTAL</b>		<b>18</b>

## Q30 CHRISTIAN LITERACY

Answered: 38 Skipped: 2

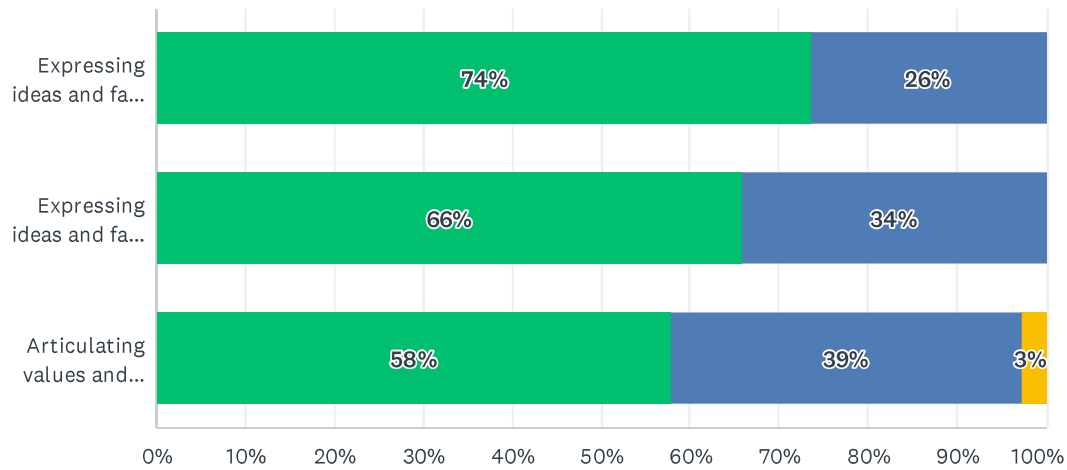


■ Very much    
 ■ Somewhat    
 ■ Very little    
 ■ Not at all

	VERY MUCH	SOMEWHAT	VERY LITTLE	NOT AT ALL	TOTAL	WEIGHTED AVERAGE
Articulating the relevance of Jesus Christ, His teachings, and a biblical worldview to your personal life	58% 22	37% 14	5% 2	0% 0	38	3.53
Articulating the relevance of Jesus Christ, His teachings, and a biblical worldview to your professional life	58% 22	32% 12	11% 4	0% 0	38	3.47

## Q31 COMMUNICATION SKILLS

Answered: 38 Skipped: 2

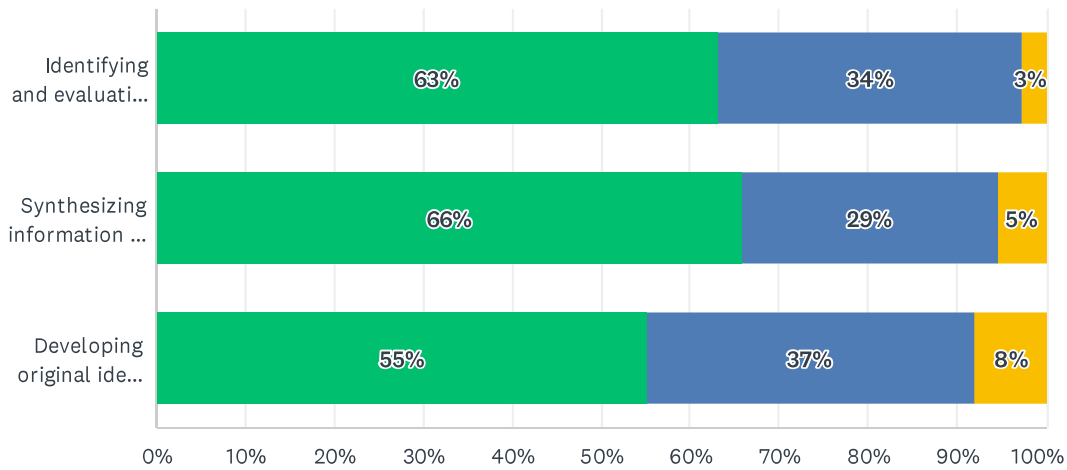


■ Very much
 ■ Somewhat
 ■ Very little
 ■ Not at all

	VERY MUCH	SOMEWHAT	VERY LITTLE	NOT AT ALL	TOTAL	WEIGHTED AVERAGE
Expressing ideas and facts to others effectively in a variety of written formats	74% 28	26% 10	0% 0	0% 0	38	3.74
Expressing ideas and facts effectively in one-on-one and group settings	66% 25	34% 13	0% 0	0% 0	38	3.66
Articulating values and cultural perspectives other than my own	58% 22	39% 15	3% 1	0% 0	38	3.55

## Q32 INTELLECTUAL SKILLS

Answered: 38 Skipped: 2

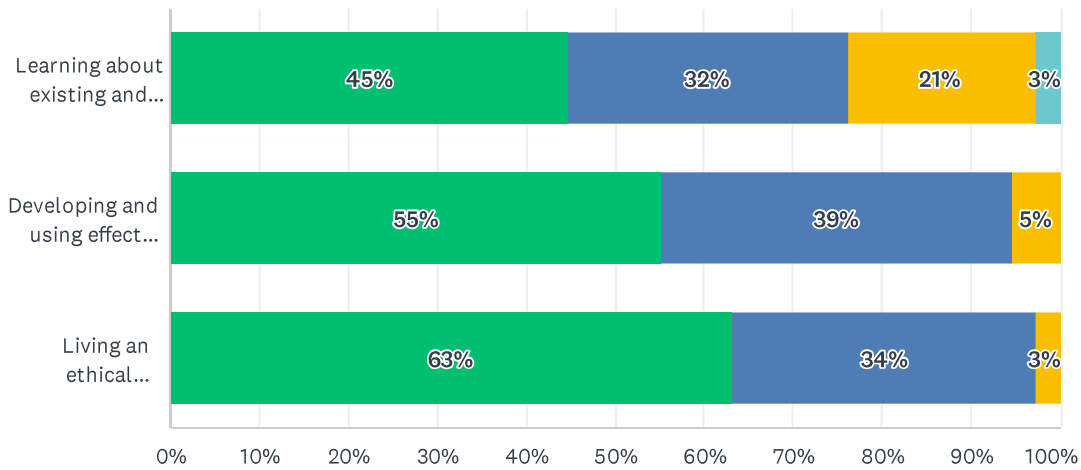


■ Very much
 ■ Somewhat
 ■ Very little
 ■ Not at all

	VERY MUCH	SOMEWHAT	VERY LITTLE	NOT AT ALL	TOTAL	WEIGHTED AVERAGE
Identifying and evaluating sources and information critically	63% 24	34% 13	3% 1	0% 0	38	3.61
Synthesizing information in order to arrive at reasoned conclusions	66% 25	29% 11	5% 2	0% 0	38	3.61
Developing original ideas and/or products	55% 21	37% 14	8% 3	0% 0	38	3.47

## Q33 PROFESSIONAL COMPETENCE

Answered: 38 Skipped: 2



■ Very much
 ■ Somewhat
 ■ Very little
 ■ Not at all

	VERY MUCH	SOMEWHAT	VERY LITTLE	NOT AT ALL	TOTAL	WEIGHTED AVERAGE
Learning about existing and emerging career options	45% 17	32% 12	21% 8	3% 1	38	3.18
Developing and using effective leadership skills	55% 21	39% 15	5% 2	0% 0	38	3.50
Living an ethical personal and professional life	63% 24	34% 13	3% 1	0% 0	38	3.61

## Q34 GLOBAL CITIZENSHIP

Answered: 38 Skipped: 2

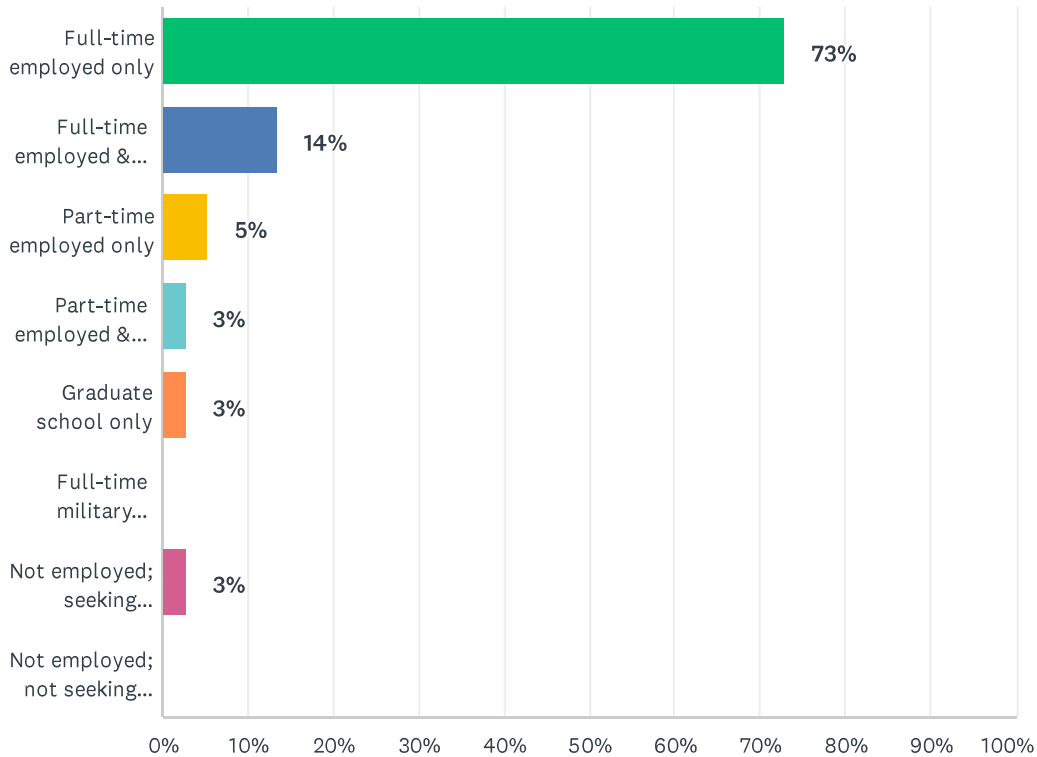


■ Very much   
 ■ Somewhat   
 ■ Very little   
 ■ Not at all

	VERY MUCH	SOMEWHAT	VERY LITTLE	NOT AT ALL	TOTAL	WEIGHTED AVERAGE
Making and exercising a lifelong commitment to learning	62% 23	30% 11	8% 3	0% 0	37	3.54
Developing skills and habits of spiritual formation	57% 21	27% 10	16% 6	0% 0	37	3.41
Contributing to the welfare of your community	49% 18	41% 15	8% 3	3% 1	37	3.35
Actively serving the kingdom of God	49% 18	43% 16	8% 3	0% 0	37	3.41

### Q35 Which of the following best describes your primary work status at this time?

Answered: 37 Skipped: 3



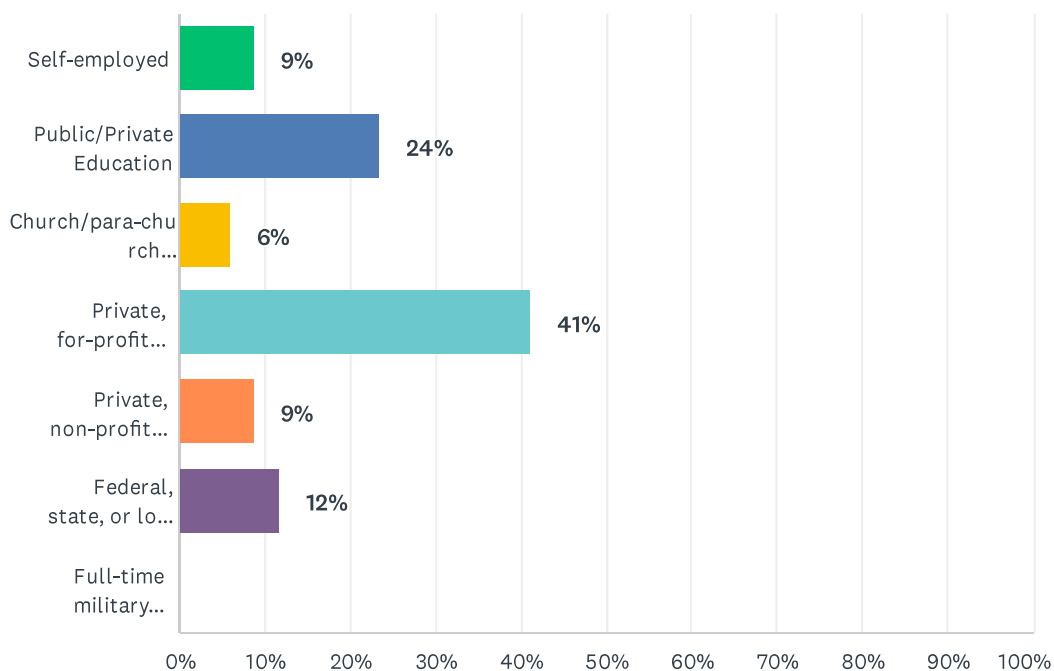
ANSWER CHOICES	RESPONSES	
Full-time employed only	73%	27
Full-time employed & graduate school	14%	5
Part-time employed only	5%	2
Part-time employed & graduate school	3%	1
Graduate school only	3%	1
Full-time military service	0%	0
Not employed; seeking employment	3%	1
Not employed; not seeking employment	0%	0
<b>TOTAL</b>		<b>37</b>

#	OTHER (PLEASE SPECIFY)	DATE
1	Full time studying for CPA	2/7/2019 10:49 AM
2	Multiple part time jobs	1/15/2019 3:48 PM



### Q36 Which of the following best describes your current employment?

Answered: 34 Skipped: 6



ANSWER CHOICES	RESPONSES	
Self-employed	9%	3
Public/Private Education	24%	8
Church/para-church organization	6%	2
Private, for-profit business/organization	41%	14
Private, non-profit business/organization	9%	3
Federal, state, or local government	12%	4
Full-time military service	0%	0
<b>TOTAL</b>		<b>34</b>

### Q37 Please complete the following information about your current employment:

Answered: 27 Skipped: 13

ANSWER CHOICES	RESPONSES	
Employer Name:	96.30%	26
Employer City:	96.30%	26
Employer State:	96.30%	26
Your position/title:	96.30%	26

#	EMPLOYER NAME:	DATE
1	California Catholic Conference	2/16/2019 12:00 PM
2	Rocklin Unified School District	2/16/2019 11:57 AM
3	Codina Real Estate	2/12/2019 10:41 AM
4	Seaquest	2/7/2019 10:50 AM
5	Virginia Tech University	2/6/2019 7:23 PM
6	William Jessup University	2/6/2019 7:20 PM
7	Stanford University	2/6/2019 7:12 PM
8	Hewlett-Packard Enterprises	2/6/2019 7:09 PM
9	Jones Lang LaSalle	2/6/2019 7:08 PM
10	William Jessup University	2/6/2019 7:05 PM
11	William Jessup University	2/6/2019 5:13 PM
12	William Jessup University	2/6/2019 5:12 PM
13	Nexius Solutions	2/6/2019 4:58 PM
14	CalPERS	1/29/2019 10:01 PM
15	Ray Morgan Company	1/29/2019 9:25 PM
16	StorMax	1/29/2019 10:10 AM
17	Cecil Cianci Law, PC	1/22/2019 8:30 PM
18	Dignity Health	1/22/2019 8:18 PM
19	Farm credit west	1/22/2019 1:13 PM
20	California State Senate	1/18/2019 12:40 PM
21	Fleet Feet	1/15/2019 10:22 PM
22	Redeemer Covenant Church	1/15/2019 3:51 PM
23	California Department of Transportation (Caltrans)	1/15/2019 1:30 PM
24	William Jessup University	1/15/2019 12:30 PM
25	West Boat Coast Center	1/15/2019 10:27 AM
26	Farm Credit West	1/15/2019 10:00 AM

Post-Graduation Survey 2017-18

#	EMPLOYER CITY:	DATE
1	Sacramento	2/16/2019 12:00 PM
2	Rocklin	2/16/2019 11:57 AM
3	Elk Grove	2/12/2019 10:41 AM
4	Folsom	2/7/2019 10:50 AM
5	Blacksburg	2/6/2019 7:23 PM
6	Rocklin	2/6/2019 7:20 PM
7	Palo Alto	2/6/2019 7:12 PM
8	Roseville	2/6/2019 7:09 PM
9	Sacramento	2/6/2019 7:08 PM
10	Rocklin	2/6/2019 7:05 PM
11	Rocklin	2/6/2019 5:13 PM
12	Rocklin	2/6/2019 5:12 PM
13	Walnut Creek	2/6/2019 4:58 PM
14	Sacramento	1/29/2019 10:01 PM
15	Roseville	1/29/2019 9:25 PM
16	Hanford	1/29/2019 10:10 AM
17	Roseville	1/22/2019 8:30 PM
18	Carmichael	1/22/2019 8:18 PM
19	Rocklin	1/22/2019 1:13 PM
20	San Jose	1/18/2019 3:23 PM
21	Sacramento	1/18/2019 12:40 PM
22	Roseville	1/15/2019 10:22 PM
23	Orangevale	1/15/2019 3:51 PM
24	Marysville	1/15/2019 1:30 PM
25	Rocklin	1/15/2019 10:27 AM
26	Rocklin	1/15/2019 10:00 AM
#	EMPLOYER STATE:	DATE
1	California	2/16/2019 12:00 PM
2	Ca	2/16/2019 11:57 AM
3	CA	2/12/2019 10:41 AM
4	CA	2/7/2019 10:50 AM
5	VA	2/6/2019 7:23 PM
6	California	2/6/2019 7:20 PM
7	California	2/6/2019 7:12 PM
8	Ca	2/6/2019 7:09 PM
9	CA	2/6/2019 7:08 PM
10	Ca	2/6/2019 7:05 PM

Post-Graduation Survey 2017-18

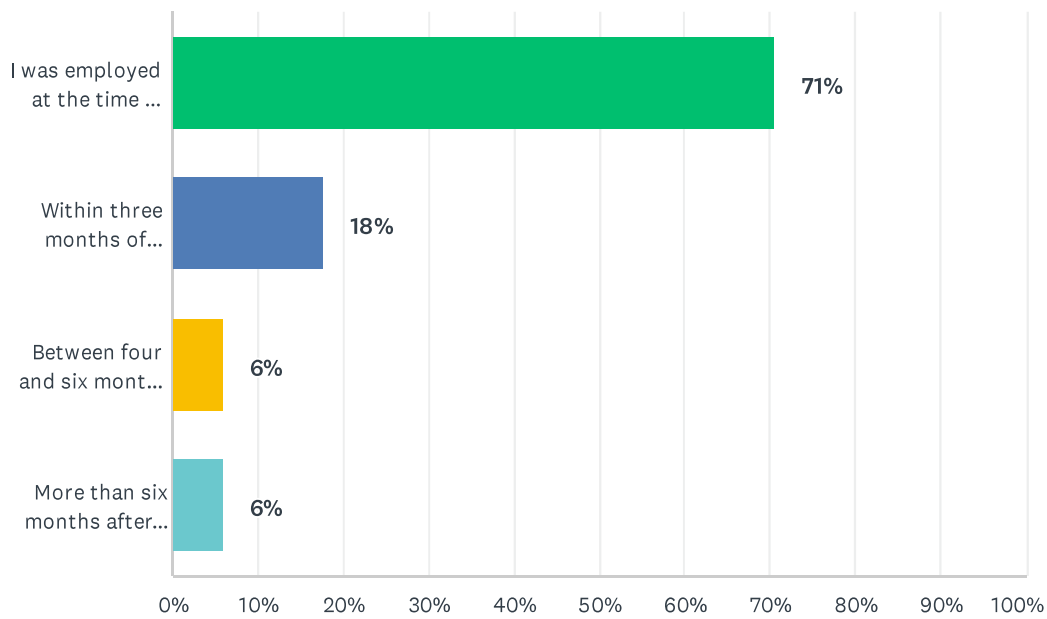
11	CA	2/6/2019 5:13 PM
12	California	2/6/2019 5:12 PM
13	Califorinia	2/6/2019 4:58 PM
14	Ca	1/29/2019 10:01 PM
15	CA	1/29/2019 9:25 PM
16	Ca	1/29/2019 10:10 AM
17	CA	1/22/2019 8:30 PM
18	Ca	1/22/2019 8:18 PM
19	California	1/22/2019 1:13 PM
20	CA	1/18/2019 3:23 PM
21	CA	1/18/2019 12:40 PM
22	California	1/15/2019 10:22 PM
23	CA	1/15/2019 3:51 PM
24	CA	1/15/2019 1:30 PM
25	CA	1/15/2019 10:27 AM
26	CA	1/15/2019 10:00 AM
<b>#</b>	<b>YOUR POSITION/TITLE:</b>	<b>DATE</b>
1	Legislative Advocate	2/16/2019 12:00 PM
2	Accountant	2/16/2019 11:57 AM
3	Realtor	2/12/2019 10:41 AM
4	Interactive	2/7/2019 10:50 AM
5	Event planning Advisor	2/6/2019 7:23 PM
6	Athletics Department Student Position	2/6/2019 7:20 PM
7	Administrative Associate II	2/6/2019 7:12 PM
8	IT Program Manager Leader	2/6/2019 7:09 PM
9	Director	2/6/2019 7:08 PM
10	Director of Media Services	2/6/2019 7:05 PM
11	Director of Strategic Giving	2/6/2019 5:13 PM
12	Video Production Manager	2/6/2019 5:12 PM
13	Senior Site Acquisition Specialist	2/6/2019 4:58 PM
14	Accountant trainee	1/29/2019 10:01 PM
15	Corporate Sales Operations Manager	1/29/2019 9:25 PM
16	Directer of Operations	1/29/2019 10:10 AM
17	Chief Business Officer	1/22/2019 8:30 PM
18	Director	1/22/2019 8:18 PM
19	Loan Officer	1/22/2019 1:13 PM
20	Administrative assistant	1/18/2019 3:23 PM
21	Legislative Aide	1/18/2019 12:40 PM

## Post-Graduation Survey 2017-18

22	Fit Specialist and Fitness Outreach Manager	1/15/2019 10:22 PM
23	Youth Ministry Director	1/15/2019 3:51 PM
24	Office of Advance Planning, Modeling & Forecasting	1/15/2019 1:30 PM
25	Digital Marketing	1/15/2019 10:27 AM
26	VP-Finance	1/15/2019 10:00 AM

### Q38 How soon after graduation did you obtain your current employment?

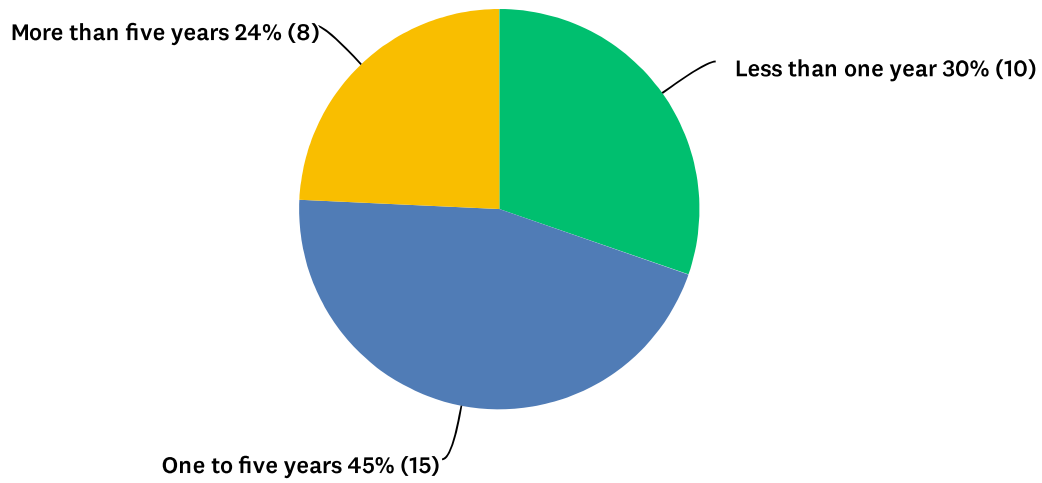
Answered: 34 Skipped: 6



ANSWER CHOICES	RESPONSES	
I was employed at the time I graduated.	71%	24
Within three months of graduating	18%	6
Between four and six months of graduating	6%	2
More than six months after graduating	6%	2
<b>TOTAL</b>		<b>34</b>

### Q39 How long have you been employed with this employer?

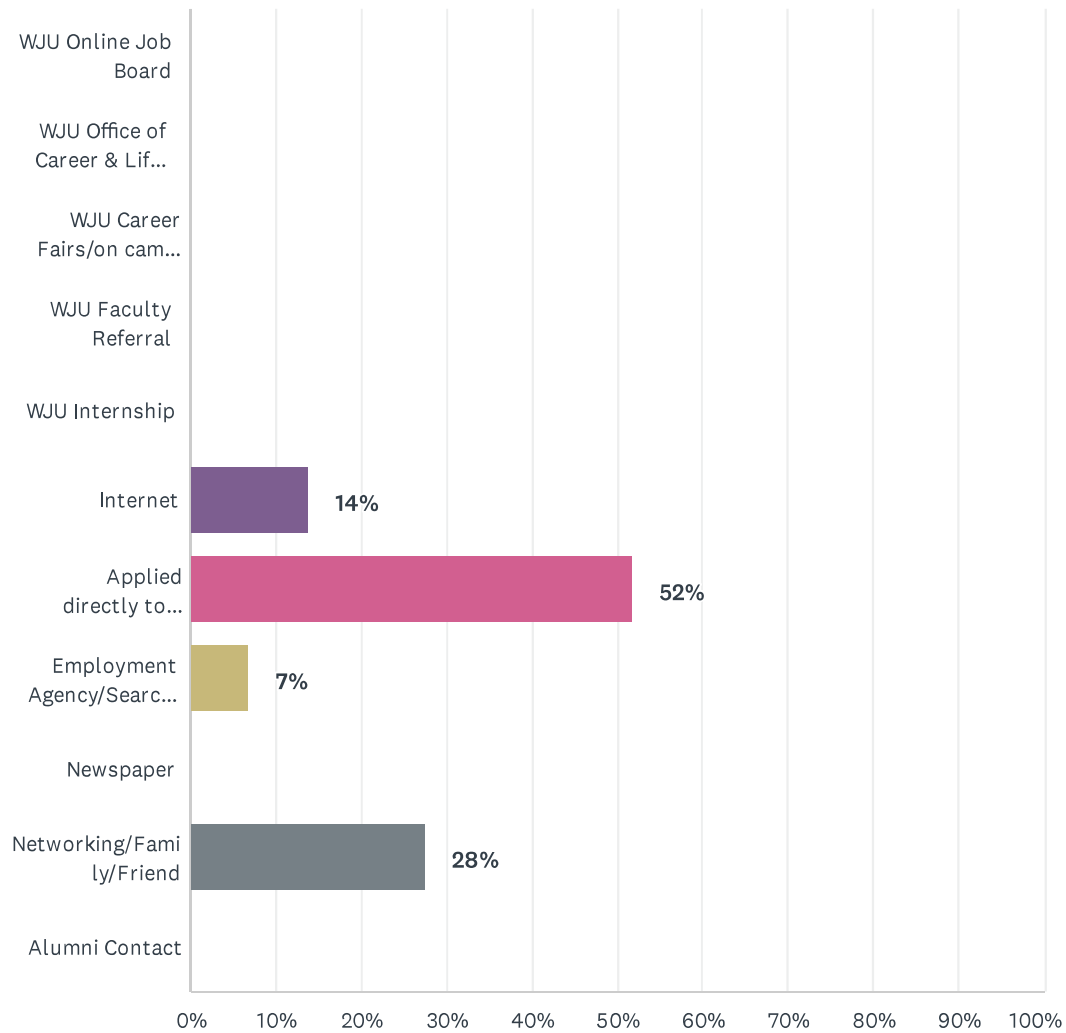
Answered: 33 Skipped: 7



ANSWER CHOICES	RESPONSES	
Less than one year	30%	10
One to five years	45%	15
More than five years	24%	8
TOTAL		33

## Q40 How did you obtain your current employment?

Answered: 29 Skipped: 11





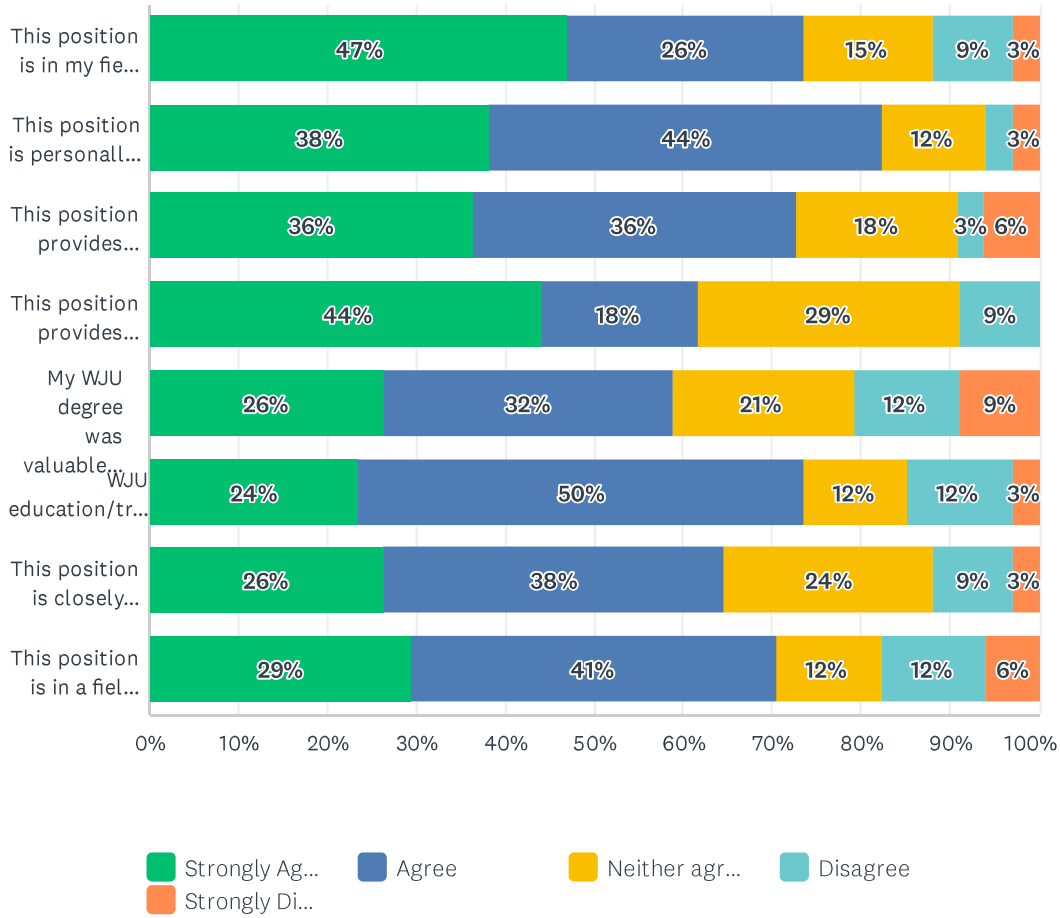
Post-Graduation Survey 2017-18

ANSWER CHOICES	RESPONSES	
WJU Online Job Board	0%	0
WJU Office of Career & Life Planning	0%	0
WJU Career Fairs/on campus recruiting	0%	0
WJU Faculty Referral	0%	0
WJU Internship	0%	0
Internet	14%	4
Applied directly to company	52%	15
Employment Agency/Search Firm	7%	2
Newspaper	0%	0
Networking/Family/Friend	28%	8
Alumni Contact	0%	0
<b>TOTAL</b>		<b>29</b>

#	OTHER (PLEASE SPECIFY)	DATE
1	Edjoin.org	2/16/2019 11:57 AM
2	Job obtained through 3rd party - Contract Employee	2/6/2019 7:08 PM
3	Divine appointments	2/6/2019 5:12 PM
4	Family Business	1/29/2019 10:10 AM

Q41 Please indicate your level of agreement with the following statements:

Answered: 34 Skipped: 6

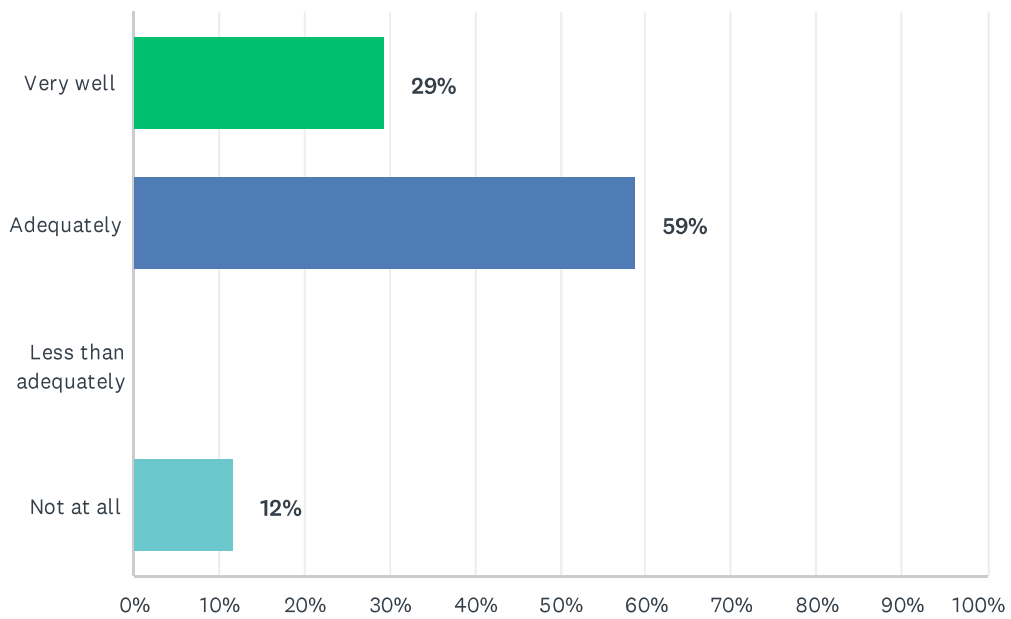


Post-Graduation Survey 2017-18

	<b>STRONGLY AGREE</b>	<b>AGREE</b>	<b>NEITHER AGREE NOR DISAGREE</b>	<b>DISAGREE</b>	<b>STRONGLY DISAGREE</b>	<b>TOTAL</b>	<b>WEIGHTED AVERAGE</b>
This position is in my field of preference.	47% 16	26% 9	15% 5	9% 3	3% 1	34	4.06
This position is personally fulfilling.	38% 13	44% 15	12% 4	3% 1	3% 1	34	4.12
This position provides satisfactory income.	36% 12	36% 12	18% 6	3% 1	6% 2	33	3.94
This position provides adequate advancement opportunities.	44% 15	18% 6	29% 10	9% 3	0% 0	34	3.97
My WJU degree was valuable in obtaining this position.	26% 9	32% 11	21% 7	12% 4	9% 3	34	3.56
WJU education/training is valuable in performing job duties.	24% 8	50% 17	12% 4	12% 4	3% 1	34	3.79
This position is closely related to my vocational plans while at WJU.	26% 9	38% 13	24% 8	9% 3	3% 1	34	3.76
This position is in a field relevant to my program of study at WJU.	29% 10	41% 14	12% 4	12% 4	6% 2	34	3.76

## Q42 How well did your college experience at WJU prepare you for this job?

Answered: 34 Skipped: 6



ANSWER CHOICES	RESPONSES	
Very well	29%	10
Adequately	59%	20
Less than adequately	0%	0
Not at all	12%	4
<b>TOTAL</b>		<b>34</b>