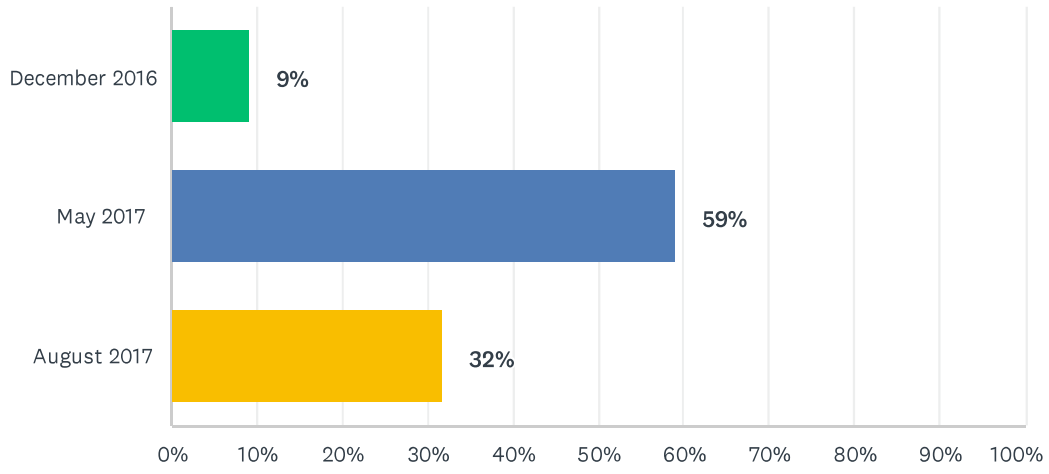


Post-Graduation Survey 2016-17
School of Business
22 respondents (34% response rate)

Q1 Graduation Date:

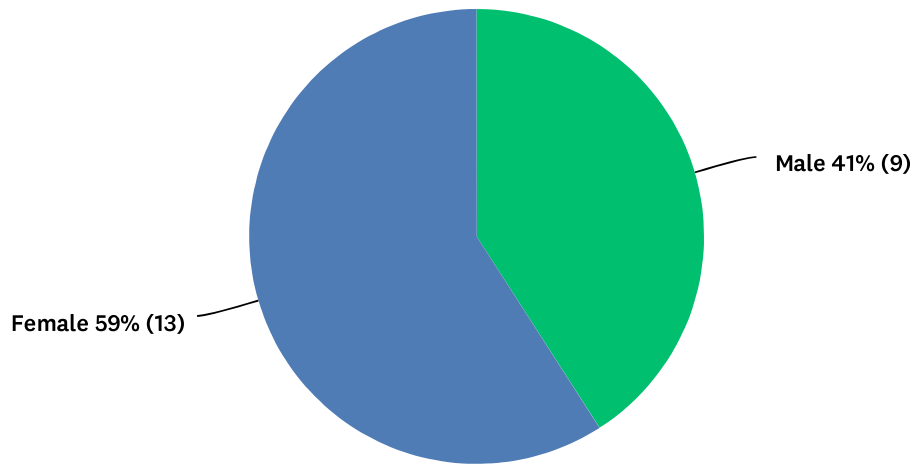
Answered: 22 Skipped: 0



ANSWER CHOICES	RESPONSES	
December 2016	9%	2
May 2017	59%	13
August 2017	32%	7
TOTAL		22

Q4 Gender

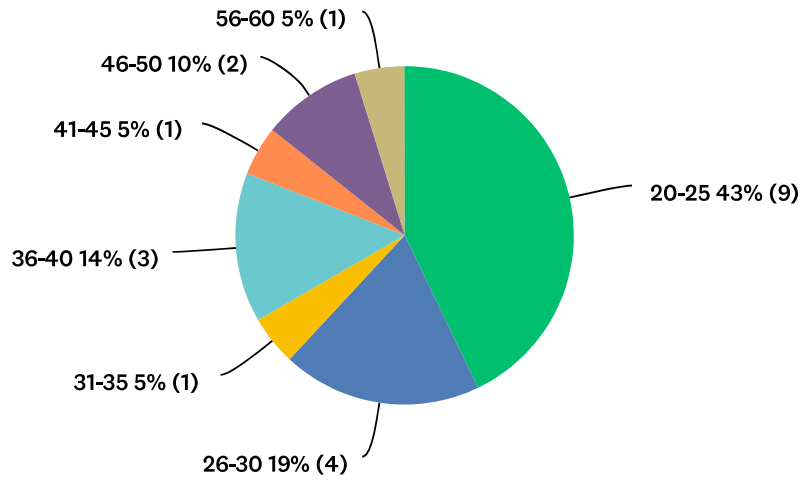
Answered: 22 Skipped: 0



ANSWER CHOICES	RESPONSES	
Male	41%	9
Female	59%	13
TOTAL		22

Q5 Age:

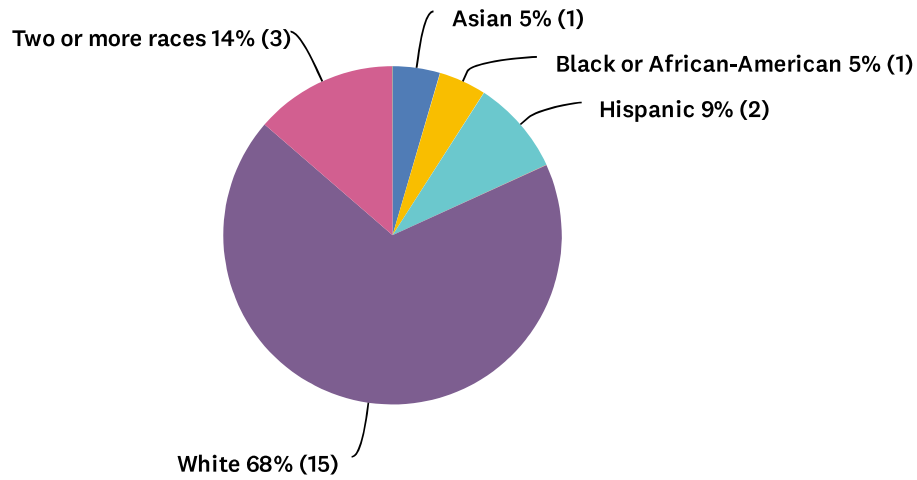
Answered: 21 Skipped: 1



ANSWER CHOICES	RESPONSES	
20-25	43%	9
26-30	19%	4
31-35	5%	1
36-40	14%	3
41-45	5%	1
46-50	10%	2
51-55	0%	0
56-60	5%	1
61-65	0%	0
66-70	0%	0
71+	0%	0
TOTAL		21

Q6 Race/Ethnicity:

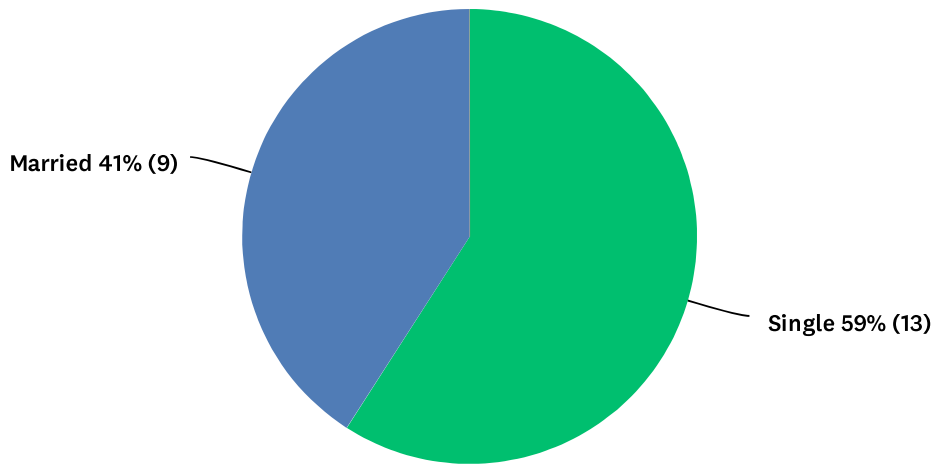
Answered: 22 Skipped: 0



ANSWER CHOICES	RESPONSES	
American Indian or Native Alaskan	0%	0
Asian	5%	1
Black or African-American	5%	1
Hispanic	9%	2
Native Hawaiian or other Pacific Islander	0%	0
White	68%	15
Two or more races	14%	3
Non-resident alien	0%	0
TOTAL		22

Q7 Marital Status:

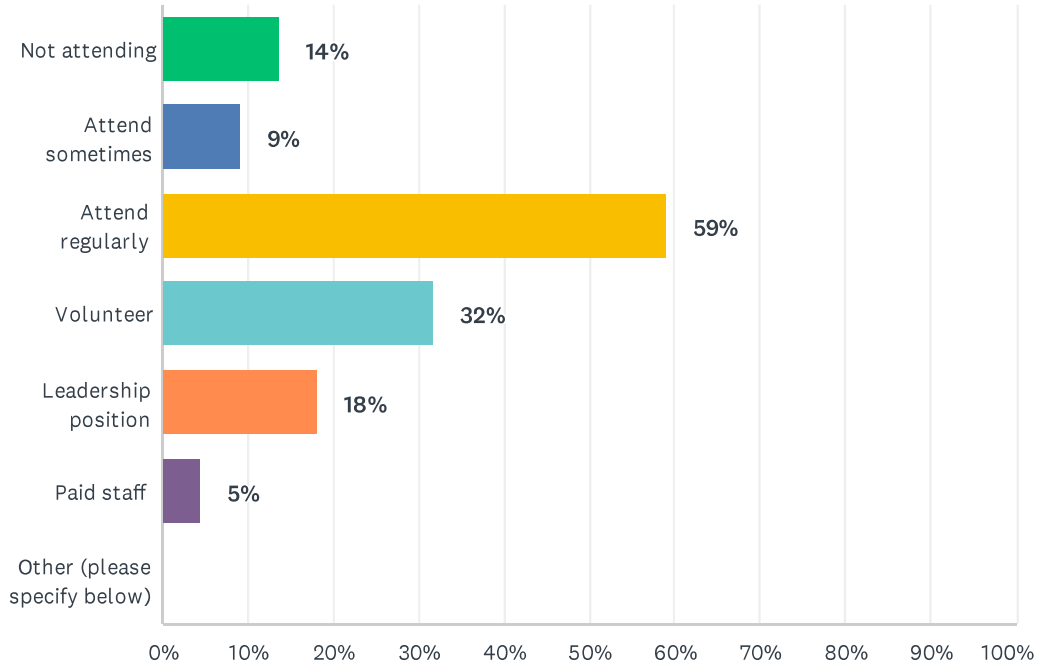
Answered: 22 Skipped: 0



ANSWER CHOICES	RESPONSES	
Single	59%	13
Married	41%	9
Separated	0%	0
Widowed	0%	0
Divorced	0%	0
TOTAL		22

Q8 Indicate your level of involvement in a local church (check all that apply):

Answered: 22 Skipped: 0

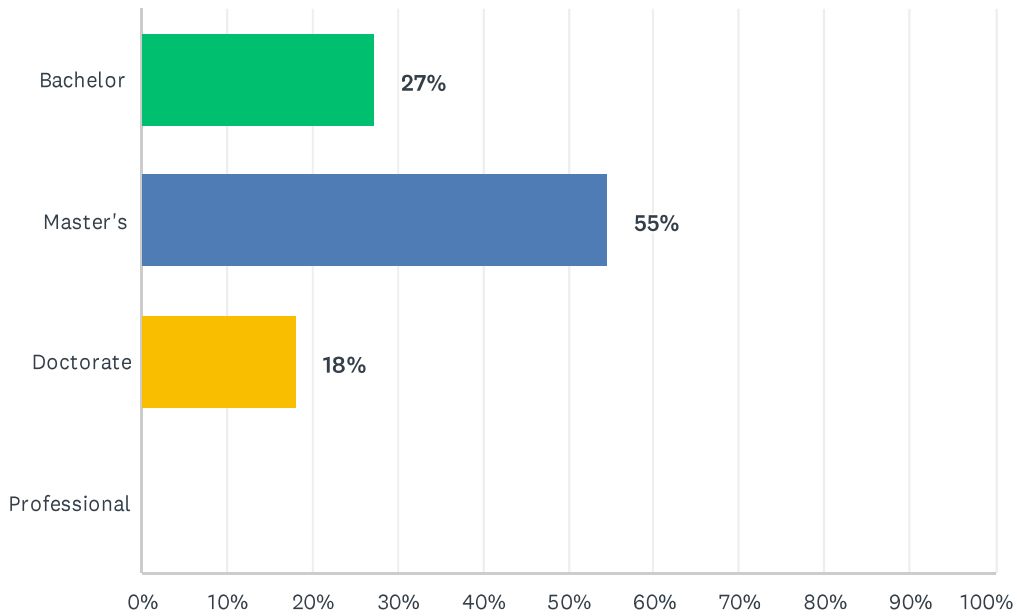


ANSWER CHOICES	RESPONSES
Not attending	14% 3
Attend sometimes	9% 2
Attend regularly	59% 13
Volunteer	32% 7
Leadership position	18% 4
Paid staff	5% 1
Other (please specify below)	0% 0
Total Respondents: 22	

#	OTHER	DATE
	There are no responses.	

Q9 What is the highest degree you plan to attain?

Answered: 22 Skipped: 0

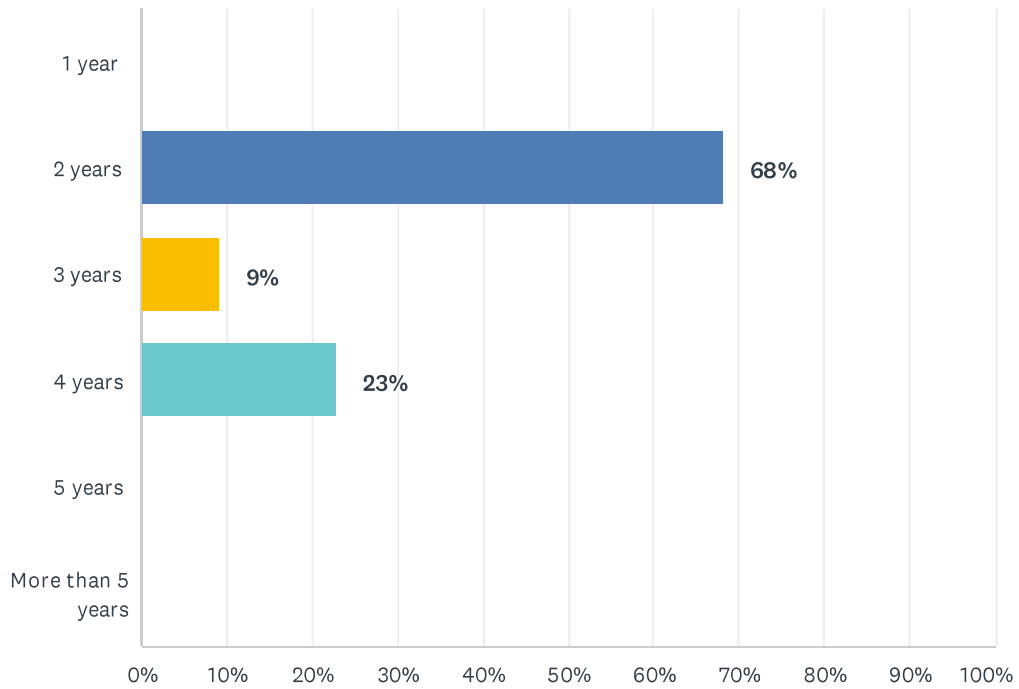


ANSWER CHOICES	RESPONSES
Bachelor	27% 6
Master's	55% 12
Doctorate	18% 4
Professional	0% 0
TOTAL	22

#	OTHER (PLEASE SPECIFY)	DATE
	There are no responses.	

Q10 How many years did you attend WJU?

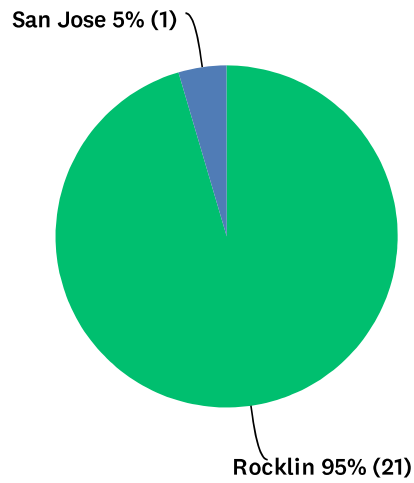
Answered: 22 Skipped: 0



ANSWER CHOICES	RESPONSES
1 year	0% 0
2 years	68% 15
3 years	9% 2
4 years	23% 5
5 years	0% 0
More than 5 years	0% 0
TOTAL	22

Q11 At which campus did you complete the majority of your studies?

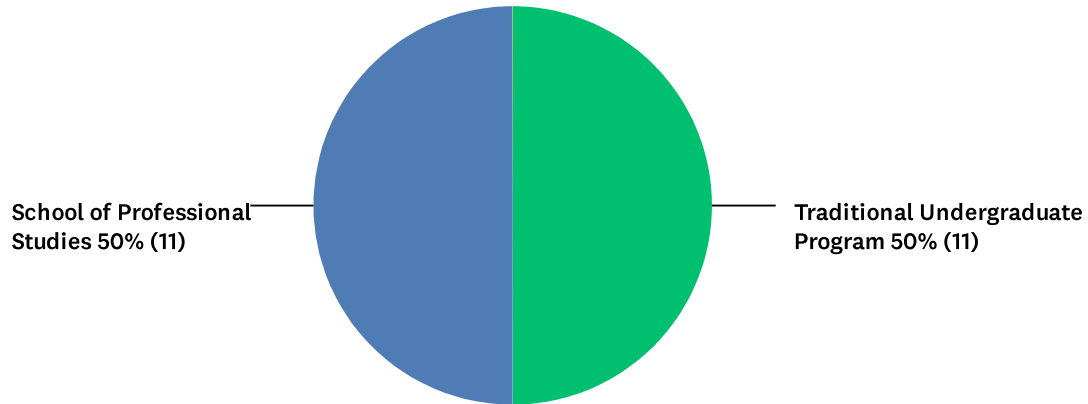
Answered: 22 Skipped: 0



ANSWER CHOICES	RESPONSES	
Rocklin	95%	21
San Jose	5%	1
TOTAL		22

Q12 In which program did you complete your studies?

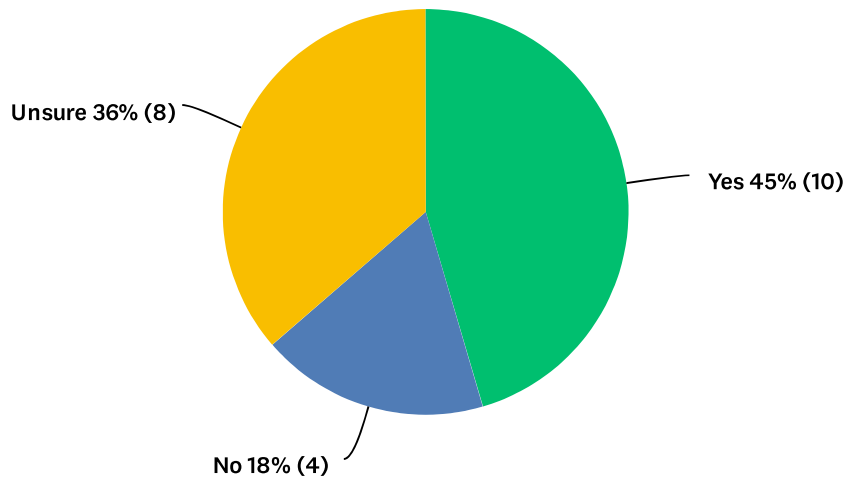
Answered: 22 Skipped: 0



ANSWER CHOICES	RESPONSES	
Traditional Undergraduate Program	50%	11
School of Professional Studies	50%	11
Graduate Program	0%	0
TOTAL		22

Q13 Are you attending or do you plan to attend graduate school?

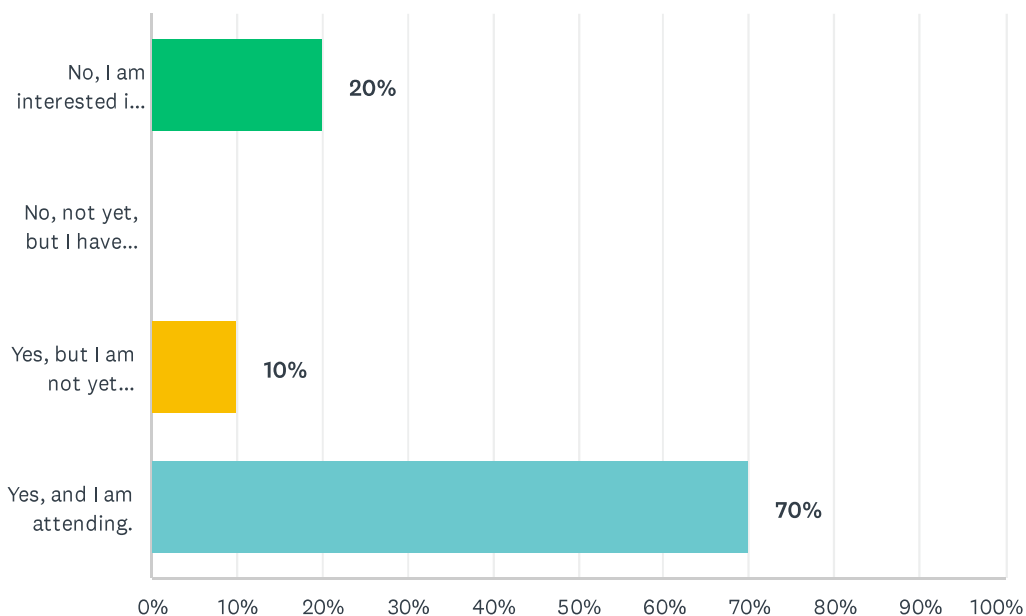
Answered: 22 Skipped: 0



ANSWER CHOICES	RESPONSES	
Yes	45%	10
No	18%	4
Unsure	36%	8
TOTAL		22

Q14 Have you been accepted to graduate school?

Answered: 10 Skipped: 12

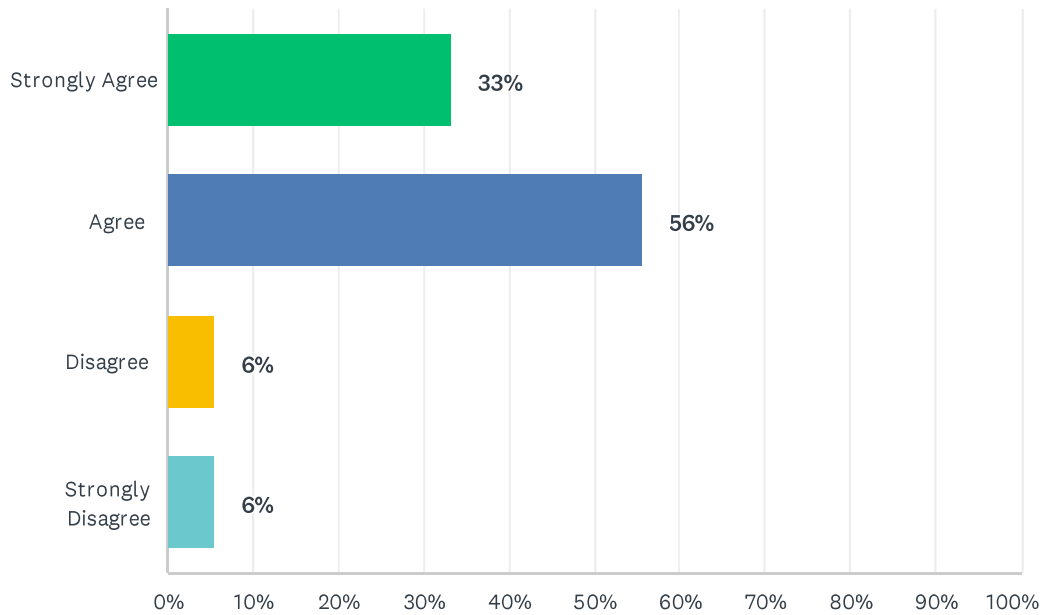


ANSWER CHOICES	RESPONSES	
No, I am interested in graduate school but have not yet applied to any.	20%	2
No, not yet, but I have applied.	0%	0
Yes, but I am not yet attending.	10%	1
Yes, and I am attending.	70%	7
TOTAL		10

#	IF YES, PLEASE INDICATE WHICH GRADUATE SCHOOL:	DATE
1	CSUS	2/1/2018 11:41 AM
2	University of Minnesota	1/24/2018 6:47 PM
3	Liberty university online	1/17/2018 2:39 PM

Q15 My educational experience at WJU established an adequate foundation for graduate school.

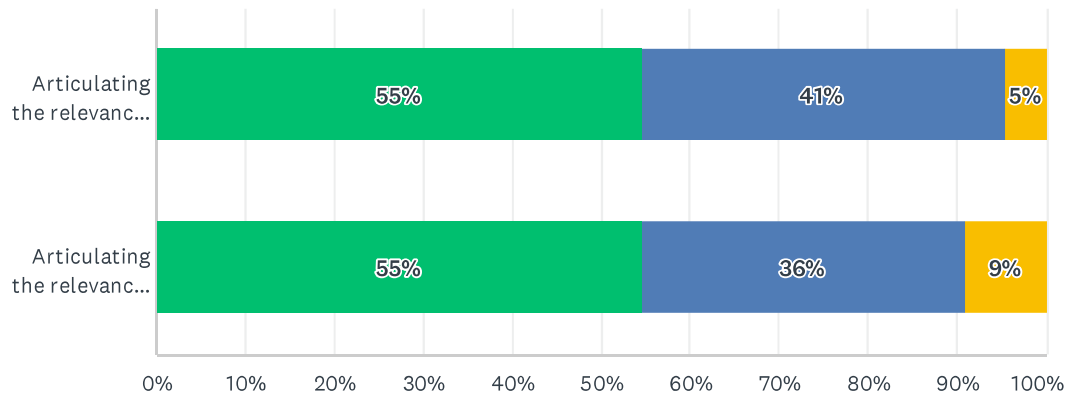
Answered: 18 Skipped: 4



ANSWER CHOICES	RESPONSES	
Strongly Agree	33%	6
Agree	56%	10
Disagree	6%	1
Strongly Disagree	6%	1
TOTAL		18

Q16 CHRISTIAN LITERACY

Answered: 22 Skipped: 0

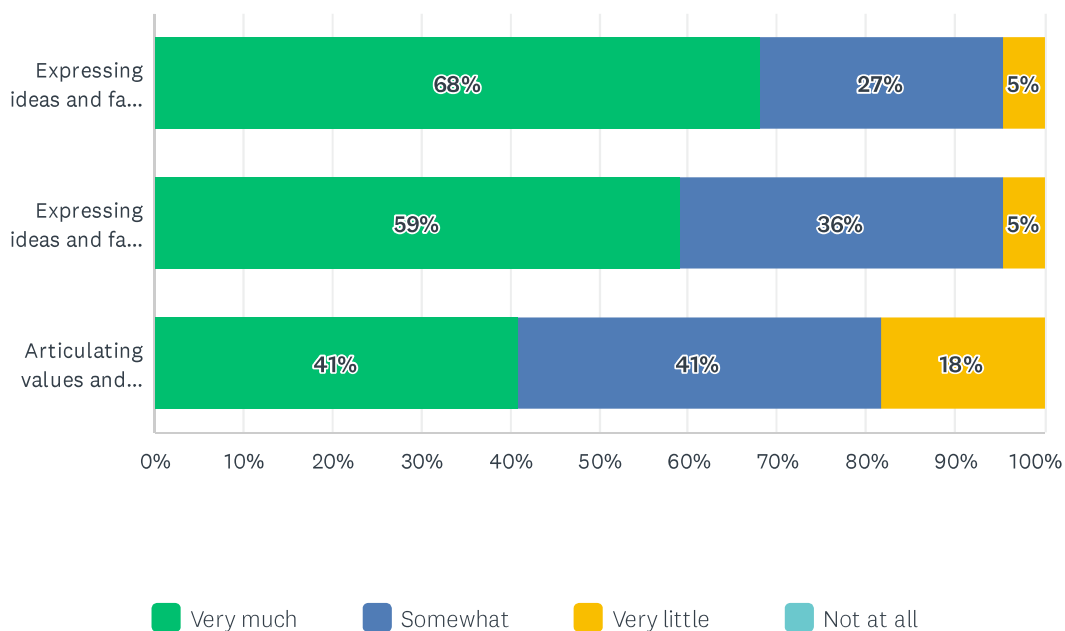


■ Very much
 ■ Somewhat
 ■ Very little
 ■ Not at all

	VERY MUCH	SOMEWHAT	VERY LITTLE	NOT AT ALL	TOTAL	WEIGHTED AVERAGE
Articulating the relevance of Jesus Christ, His teachings, and a biblical worldview to your personal life	55% 12	41% 9	5% 1	0% 0	22	3.50
Articulating the relevance of Jesus Christ, His teachings, and a biblical worldview to your professional life	55% 12	36% 8	9% 2	0% 0	22	3.45

Q17 COMMUNICATION SKILLS

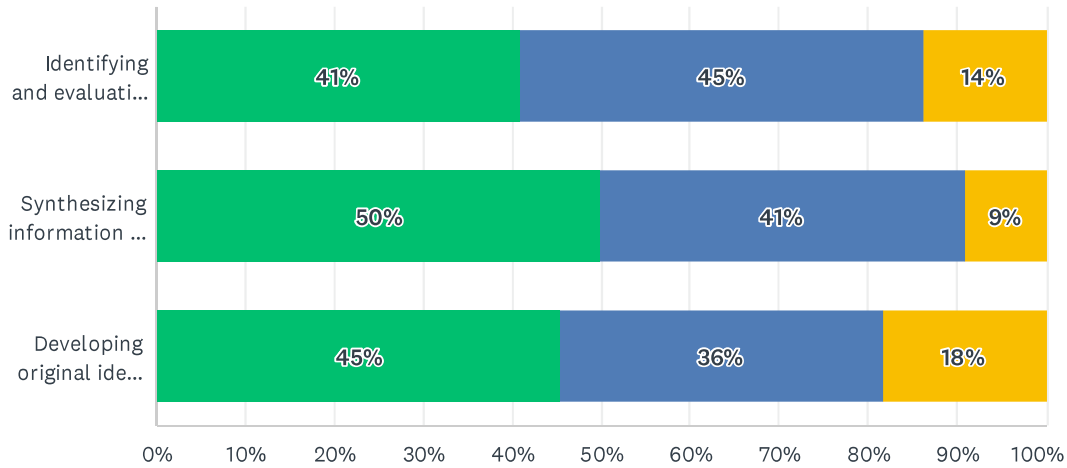
Answered: 22 Skipped: 0



	VERY MUCH	SOMEWHAT	VERY LITTLE	NOT AT ALL	TOTAL	WEIGHTED AVERAGE
Expressing ideas and facts to others effectively in a variety of written formats	68% 15	27% 6	5% 1	0% 0	22	3.64
Expressing ideas and facts effectively in one-on-one and group settings	59% 13	36% 8	5% 1	0% 0	22	3.55
Articulating values and cultural perspectives other than my own	41% 9	41% 9	18% 4	0% 0	22	3.23

Q18 INTELLECTUAL SKILLS

Answered: 22 Skipped: 0

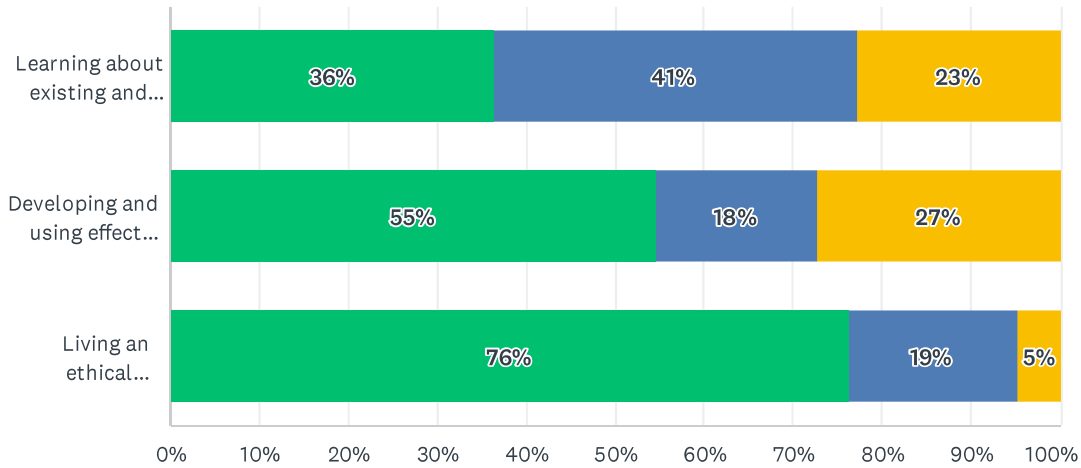


■ Very much
 ■ Somewhat
 ■ Very little
 ■ Not at all

	VERY MUCH	SOMEWHAT	VERY LITTLE	NOT AT ALL	TOTAL	WEIGHTED AVERAGE
Identifying and evaluating sources and information critically	41% 9	45% 10	14% 3	0% 0	22	3.27
Synthesizing information in order to arrive at reasoned conclusions	50% 11	41% 9	9% 2	0% 0	22	3.41
Developing original ideas and/or products	45% 10	36% 8	18% 4	0% 0	22	3.27

Q19 PROFESSIONAL COMPETENCE

Answered: 22 Skipped: 0

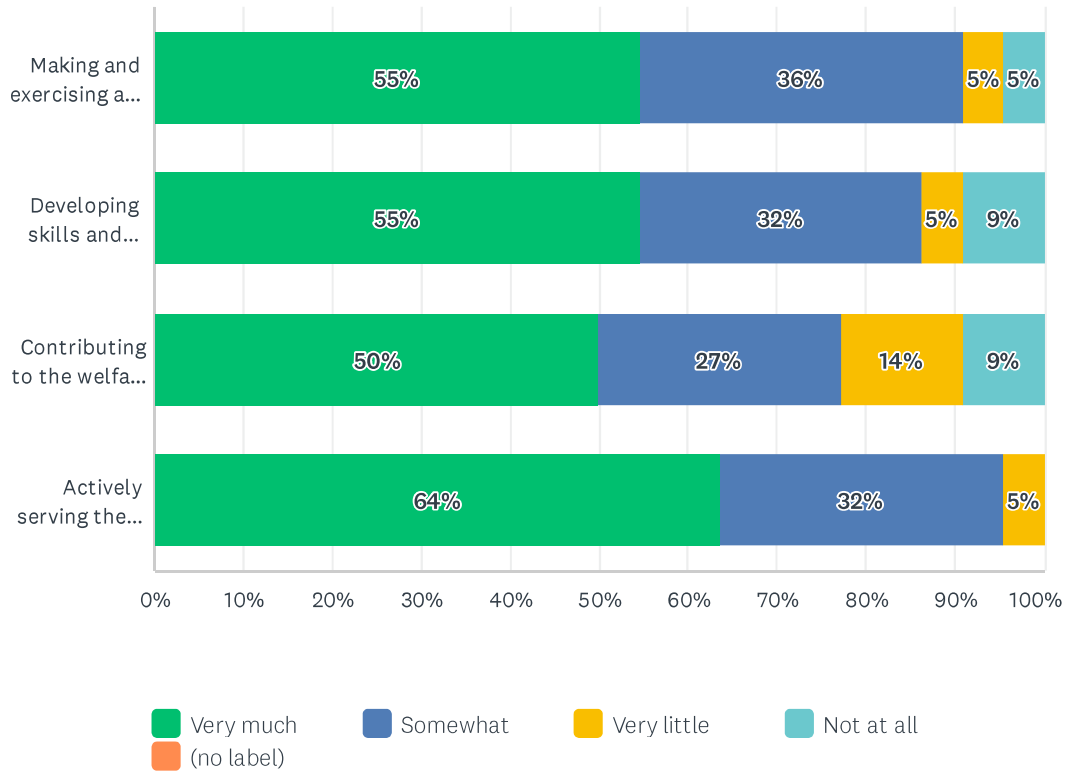


■ Very much
 ■ Somewhat
 ■ Very little
 ■ Not at all

	VERY MUCH	SOMEWHAT	VERY LITTLE	NOT AT ALL	TOTAL	WEIGHTED AVERAGE
Learning about existing and emerging career options	36% 8	41% 9	23% 5	0% 0	22	3.14
Developing and using effective leadership skills	55% 12	18% 4	27% 6	0% 0	22	3.27
Living an ethical personal and professional life	76% 16	19% 4	5% 1	0% 0	21	3.71

Q20 GLOBAL CITIZENSHIP

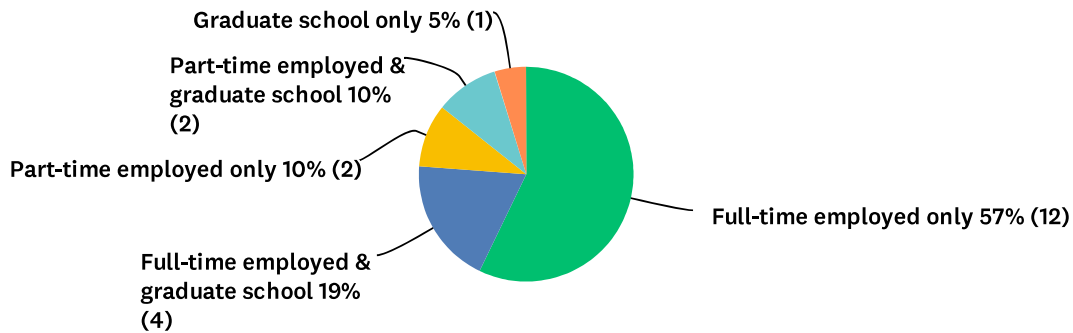
Answered: 22 Skipped: 0



	VERY MUCH	SOMEWHAT	VERY LITTLE	NOT AT ALL	(NO LABEL)	TOTAL	WEIGHTED AVERAGE
Making and exercising a lifelong commitment to learning	55% 12	36% 8	5% 1	5% 1	0% 0	22	3.41
Developing skills and habits of spiritual formation	55% 12	32% 7	5% 1	9% 2	0% 0	22	3.32
Contributing to the welfare of your community	50% 11	27% 6	14% 3	9% 2	0% 0	22	3.18
Actively serving the kingdom of God	64% 14	32% 7	5% 1	0% 0	0% 0	22	3.59

Q21 Which of the following best describes your primary work status at this time?

Answered: 21 Skipped: 1

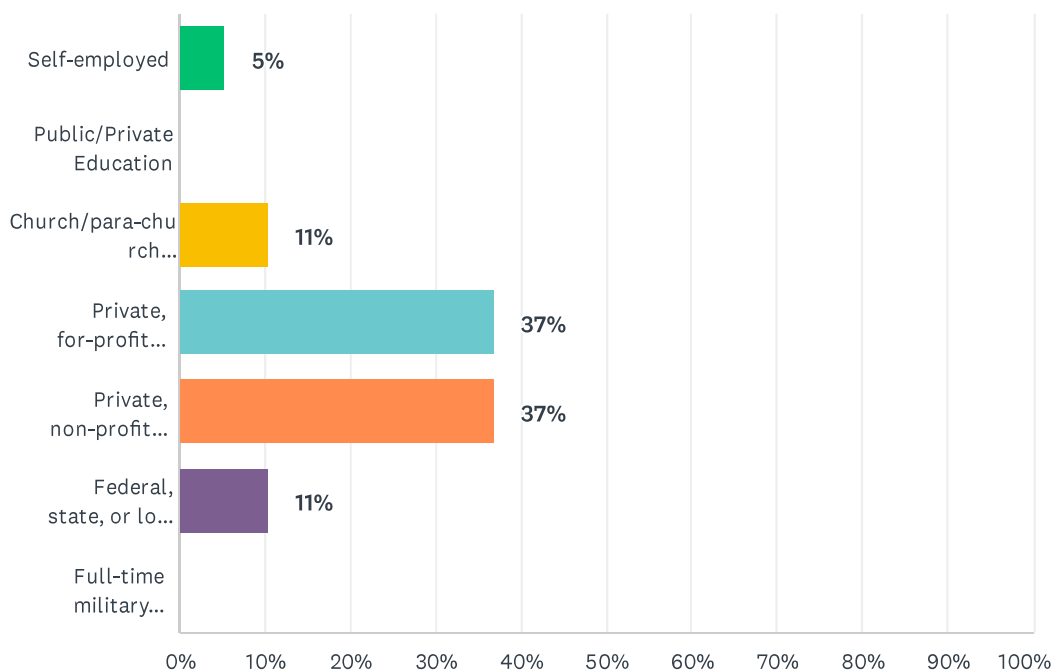


ANSWER CHOICES	RESPONSES	
Full-time employed only	57%	12
Full-time employed & graduate school	19%	4
Part-time employed only	10%	2
Part-time employed & graduate school	10%	2
Graduate school only	5%	1
Full-time military service	0%	0
Not employed; seeking employment	0%	0
Not employed; not seeking employment	0%	0
TOTAL		21

#	OTHER (PLEASE SPECIFY)	DATE
1	Taking care of a parent; cannot work at the moment	2/6/2018 8:19 PM

Q22 Which of the following best describes your current employment?

Answered: 19 Skipped: 3



ANSWER CHOICES	RESPONSES	
Self-employed	5%	1
Public/Private Education	0%	0
Church/para-church organization	11%	2
Private, for-profit business/organization	37%	7
Private, non-profit business/organization	37%	7
Federal, state, or local government	11%	2
Full-time military service	0%	0
TOTAL		19

Q23 Please complete the following information about your current employment:

Answered: 16 Skipped: 6

ANSWER CHOICES	RESPONSES	
Employer Name:	100.00%	16
Employer City:	100.00%	16
Employer State:	100.00%	16
Your position/title:	100.00%	16

#	EMPLOYER NAME:	DATE
1	Capital Engineering Consultants, Inc,	2/10/2018 10:27 AM
2	M V Transportation	2/9/2018 12:04 PM
3	Non-profit	2/6/2018 7:00 AM
4	NovoSlate Inc.	2/1/2018 11:50 AM
5	Lincoln Christian Life Center	1/25/2018 12:54 PM
6	Praying Pelican Mission	1/24/2018 6:50 PM
7	Panduit Corporation	1/20/2018 7:30 AM
8	Zach Clement	1/18/2018 2:12 PM
9	Saratoga Medical (USAF Gov't contractor - changes every 2 years)	1/18/2018 10:26 AM
10	Ufg Insurance	1/17/2018 5:30 PM
11	Whittier Trust	1/17/2018 4:41 PM
12	Agape International Mission	1/17/2018 4:10 PM
13	CLC Incorporated	1/17/2018 4:00 PM
14	First Tech Federal Credit Union	1/17/2018 3:57 PM
15	Placer County	1/17/2018 3:54 PM
16	Folsom Cordova Community Partnership	1/17/2018 3:27 PM

#	EMPLOYER CITY:	DATE
1	Rancho Cordova	2/10/2018 10:27 AM
2	Reno	2/9/2018 12:04 PM
3	Sacramento	2/6/2018 7:00 AM
4	Fair Oaks	2/1/2018 11:50 AM
5	Lincoln	1/25/2018 12:54 PM
6	Minneapolis	1/24/2018 6:50 PM
7	Folsm	1/20/2018 7:30 AM
8	San Diego	1/18/2018 2:12 PM
9	New York (Worksite Beale AFB)	1/18/2018 10:26 AM

Post-Graduation Survey 2016-17

10	Rocklin	1/17/2018 5:30 PM
11	Reno	1/17/2018 4:41 PM
12	Roseville	1/17/2018 4:10 PM
13	Roseville	1/17/2018 4:00 PM
14	Rocklin	1/17/2018 3:57 PM
15	Auburn	1/17/2018 3:54 PM
16	Rancho Cordova	1/17/2018 3:27 PM

#	EMPLOYER STATE:	DATE
1	CA	2/10/2018 10:27 AM
2	Nv	2/9/2018 12:04 PM
3	California	2/6/2018 7:00 AM
4	CA	2/1/2018 11:50 AM
5	CA	1/25/2018 12:54 PM
6	Minnesota	1/24/2018 6:50 PM
7	Ca	1/20/2018 7:30 AM
8	CA	1/18/2018 2:12 PM
9	New York (Worksite California)	1/18/2018 10:26 AM
10	CA	1/17/2018 5:30 PM
11	NV	1/17/2018 4:41 PM
12	CA	1/17/2018 4:10 PM
13	CA	1/17/2018 4:00 PM
14	California	1/17/2018 3:57 PM
15	California	1/17/2018 3:54 PM
16	Ca	1/17/2018 3:27 PM

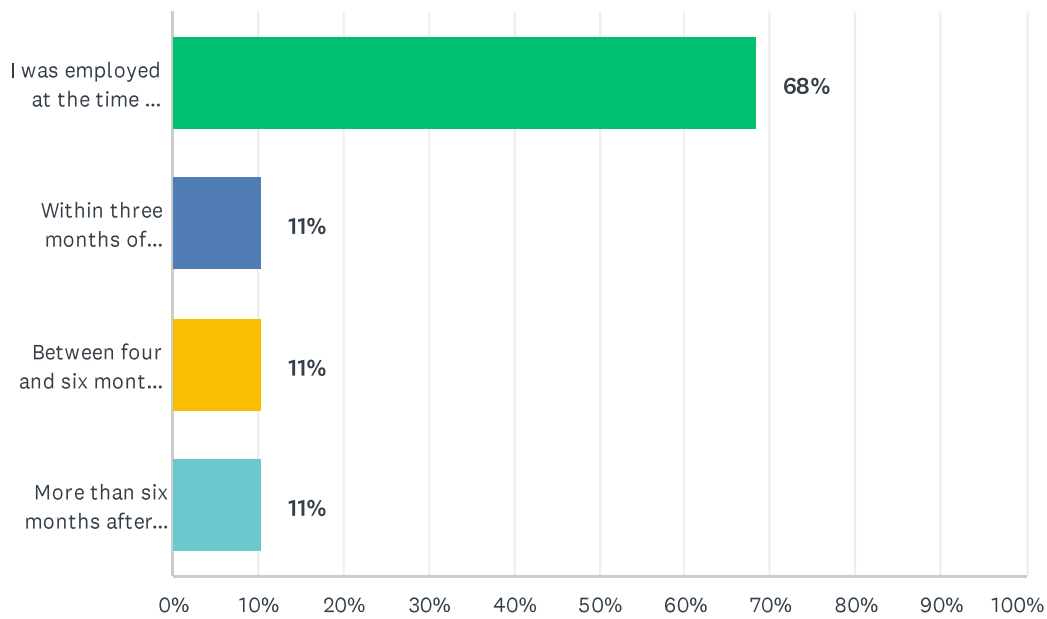
#	YOUR POSITION/TITLE:	DATE
1	Office Manager	2/10/2018 10:27 AM
2	Training and Recruiting Manager	2/9/2018 12:04 PM
3	manager	2/6/2018 7:00 AM
4	President	2/1/2018 11:50 AM
5	Executive Director	1/25/2018 12:54 PM
6	Finance Generalist	1/24/2018 6:50 PM
7	Associate Product manager	1/20/2018 7:30 AM
8	Boss	1/18/2018 2:12 PM
9	Paramedic	1/18/2018 10:26 AM
10	Underwriting coordinator	1/17/2018 5:30 PM
11	Investment Associate	1/17/2018 4:41 PM
12	Finance Assistant	1/17/2018 4:10 PM
13	Junior Marketing Coordinator	1/17/2018 4:00 PM

Post-Graduation Survey 2016-17

14	Loan Fulfillment Associate	1/17/2018 3:57 PM
15	Buyer II	1/17/2018 3:54 PM
16	Accounting and Administration Manager	1/17/2018 3:27 PM

Q24 How soon after graduation did you obtain your current employment?

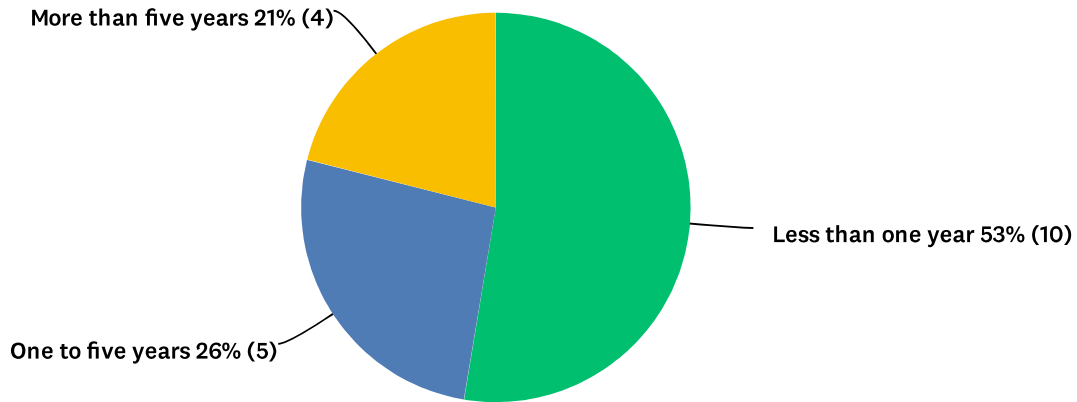
Answered: 19 Skipped: 3



ANSWER CHOICES	RESPONSES	
I was employed at the time I graduated.	68%	13
Within three months of graduating	11%	2
Between four and six months of graduating	11%	2
More than six months after graduating	11%	2
TOTAL		19

Q25 How long have you been employed with this employer?

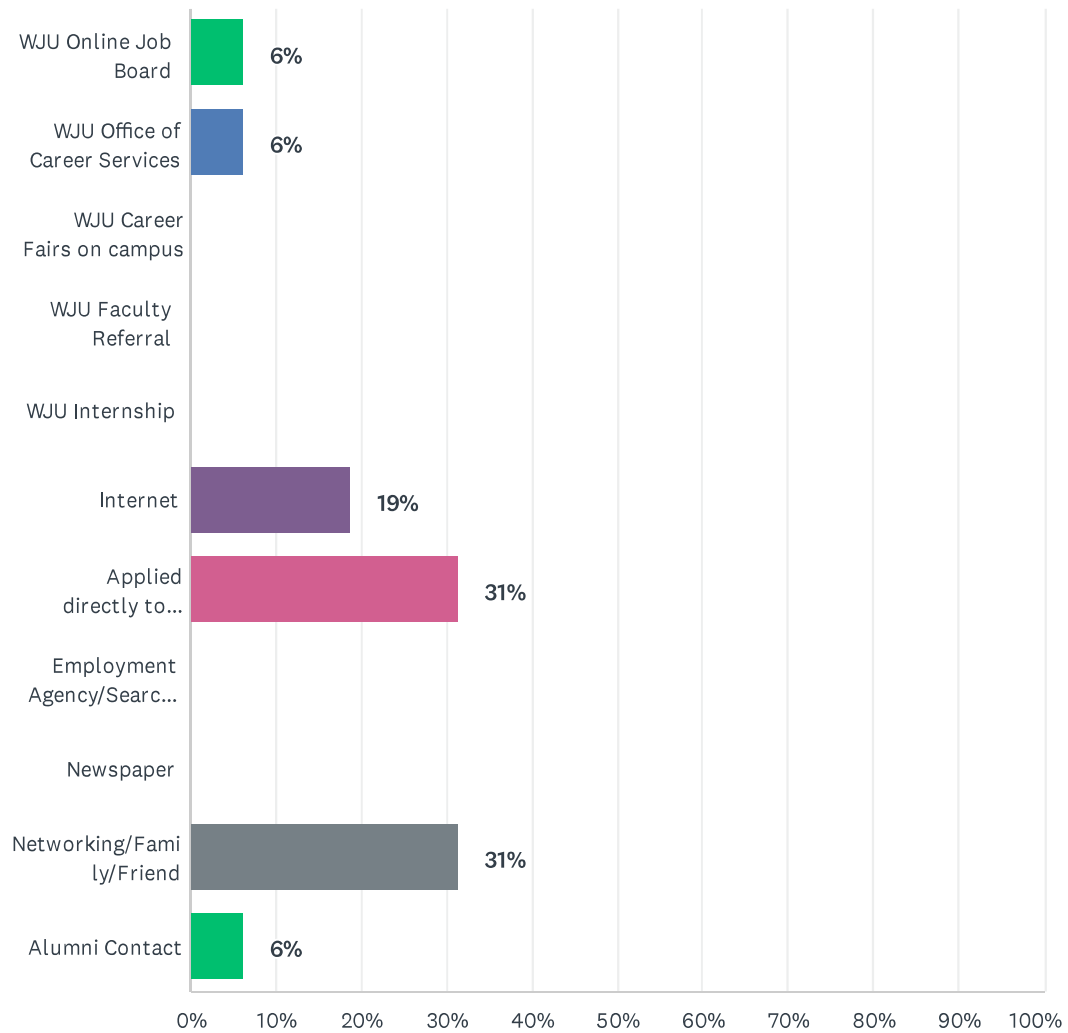
Answered: 19 Skipped: 3



ANSWER CHOICES	RESPONSES	
Less than one year	53%	10
One to five years	26%	5
More than five years	21%	4
TOTAL		19

Q26 How did you obtain your current employment?

Answered: 16 Skipped: 6



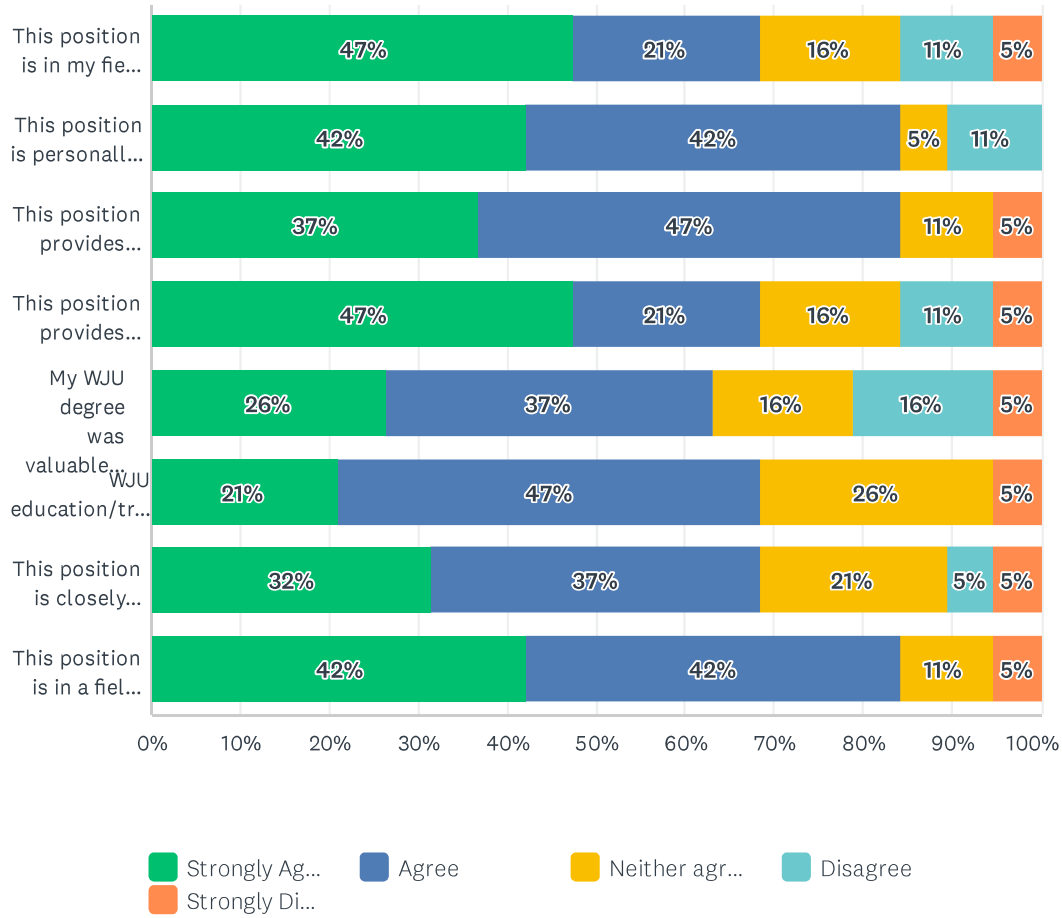
Post-Graduation Survey 2016-17

ANSWER CHOICES	RESPONSES	
WJU Online Job Board	6%	1
WJU Office of Career Services	6%	1
WJU Career Fairs on campus	0%	0
WJU Faculty Referral	0%	0
WJU Internship	0%	0
Internet	19%	3
Applied directly to company	31%	5
Employment Agency/Search Firm	0%	0
Newspaper	0%	0
Networking/Family/Friend	31%	5
Alumni Contact	6%	1
TOTAL		16

#	OTHER (PLEASE SPECIFY)	DATE
1	Indeed	2/10/2018 10:27 AM
2	I started the company with my brother.	2/1/2018 11:50 AM
3	Employed while completing my degree	1/20/2018 7:30 AM
4	Christy Jewel!	1/17/2018 4:00 PM

Q27 Please indicate your level of agreement with the following statements:

Answered: 19 Skipped: 3

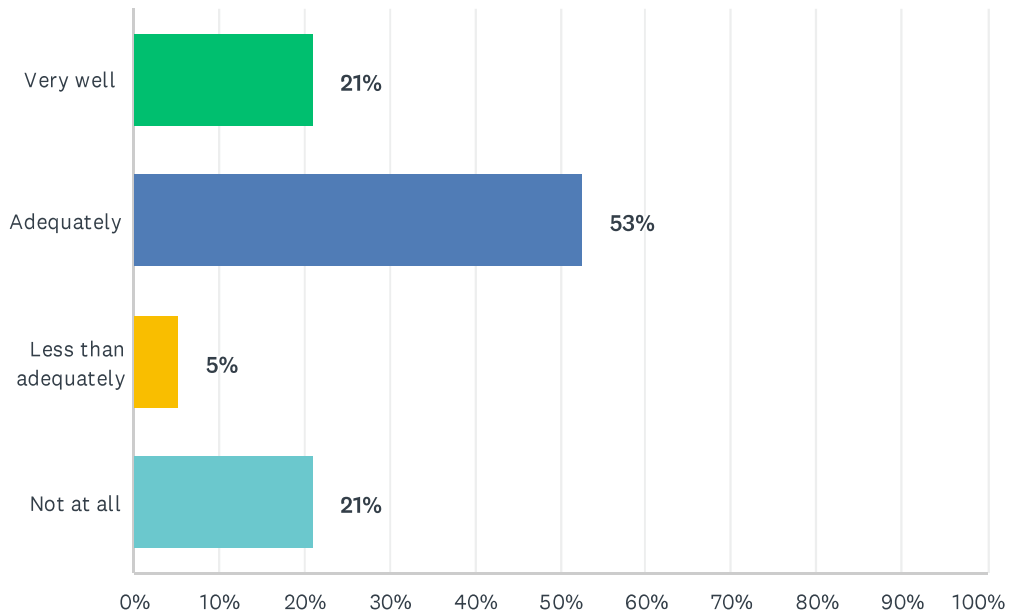


Post-Graduation Survey 2016-17

	STRONGLY AGREE	AGREE	NEITHER AGREE NOR DISAGREE	DISAGREE	STRONGLY DISAGREE	TOTAL	WEIGHTED AVERAGE
This position is in my field of preference.	47% 9	21% 4	16% 3	11% 2	5% 1	19	3.95
This position is personally fulfilling.	42% 8	42% 8	5% 1	11% 2	0% 0	19	4.16
This position provides satisfactory income.	37% 7	47% 9	11% 2	0% 0	5% 1	19	4.11
This position provides adequate advancement opportunities.	47% 9	21% 4	16% 3	11% 2	5% 1	19	3.95
My WJU degree was valuable in obtaining this position.	26% 5	37% 7	16% 3	16% 3	5% 1	19	3.63
WJU education/training is valuable in performing job duties.	21% 4	47% 9	26% 5	0% 0	5% 1	19	3.79
This position is closely related to my vocational plans while at WJU.	32% 6	37% 7	21% 4	5% 1	5% 1	19	3.84
This position is in a field relevant to my program of study at WJU.	42% 8	42% 8	11% 2	0% 0	5% 1	19	4.16

Q28 How well did your college experience at WJU prepare you for this job?

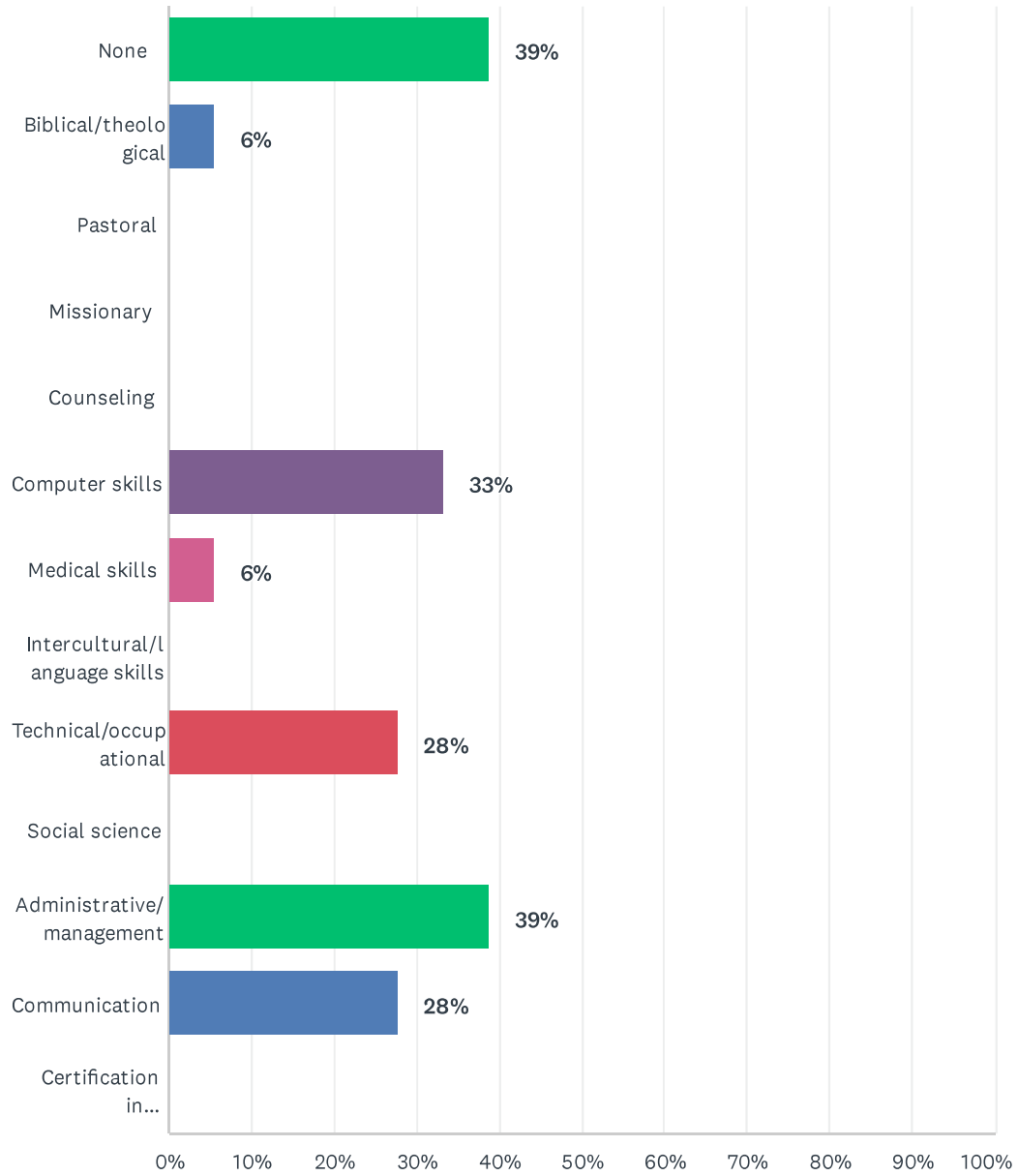
Answered: 19 Skipped: 3



ANSWER CHOICES	RESPONSES	
Very well	21%	4
Adequately	53%	10
Less than adequately	5%	1
Not at all	21%	4
TOTAL		19

Q29 What education beyond what you received at WJU was required for this position? (check all that apply)

Answered: 18 Skipped: 4



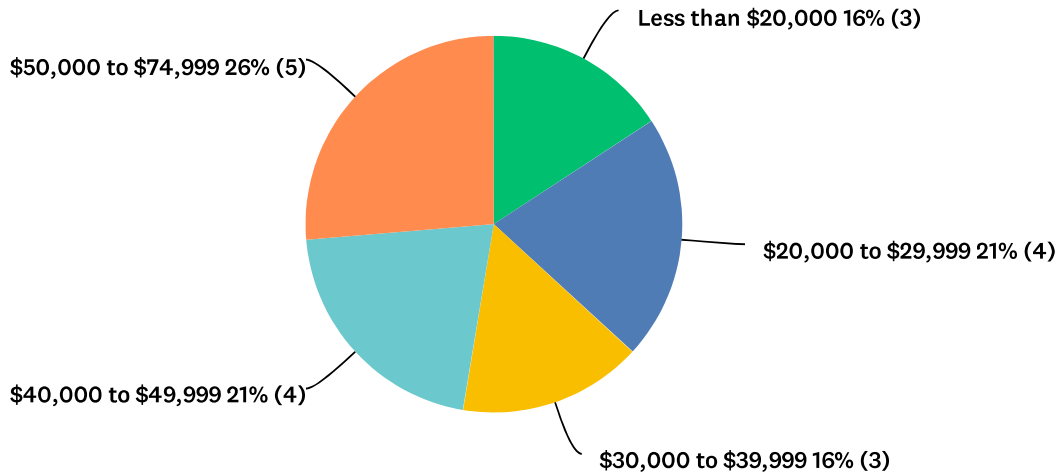
Post-Graduation Survey 2016-17

ANSWER CHOICES	RESPONSES	
None	39%	7
Biblical/theological	6%	1
Pastoral	0%	0
Missionary	0%	0
Counseling	0%	0
Computer skills	33%	6
Medical skills	6%	1
Intercultural/language skills	0%	0
Technical/occupational	28%	5
Social science	0%	0
Administrative/management	39%	7
Communication	28%	5
Certification in teaching/education	0%	0
Total Respondents: 18		

#	OTHER (PLEASE SPECIFY)	DATE
1	professional Certification (CPPB)	1/17/2018 3:54 PM

Q30 What was your starting salary in this position? (Confidential; for statistical purposes only)

Answered: 19 Skipped: 3

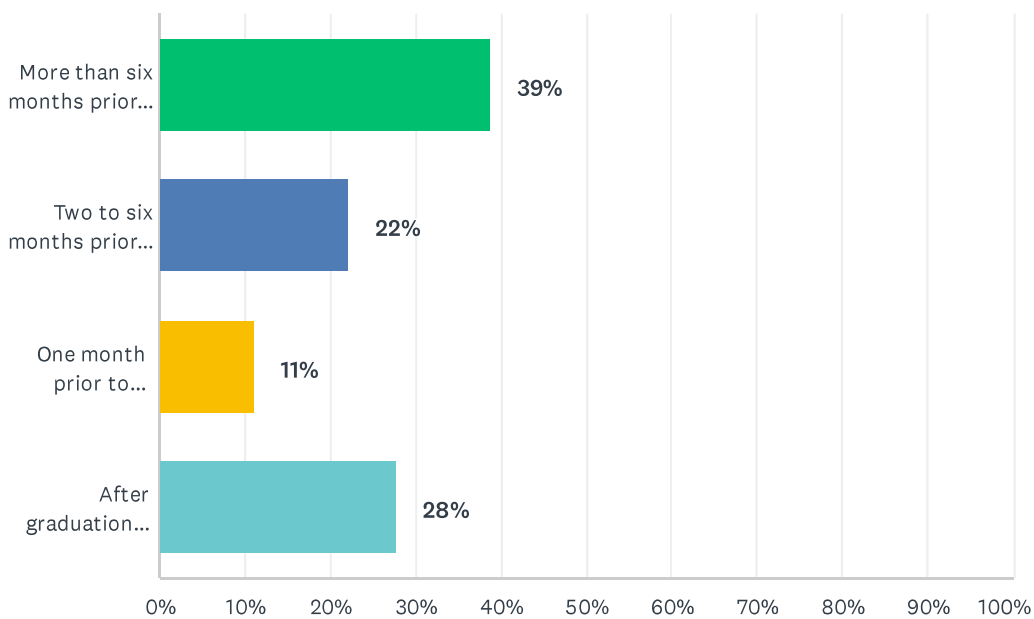


ANSWER CHOICES	RESPONSES	
Less than \$20,000 (1)	16%	3
\$20,000 to \$29,999 (2)	21%	4
\$30,000 to \$39,999 (3)	16%	3
\$40,000 to \$49,999 (4)	21%	4
\$50,000 to \$74,999 (5)	26%	5
\$75,000 or more (6)	0%	0
TOTAL		19

BASIC STATISTICS				
Minimum	Maximum	Median	Mean	Standard Deviation
1.00	5.00	3.00	3.21	1.44

Q31 When did you seriously begin your job search?

Answered: 18 Skipped: 4

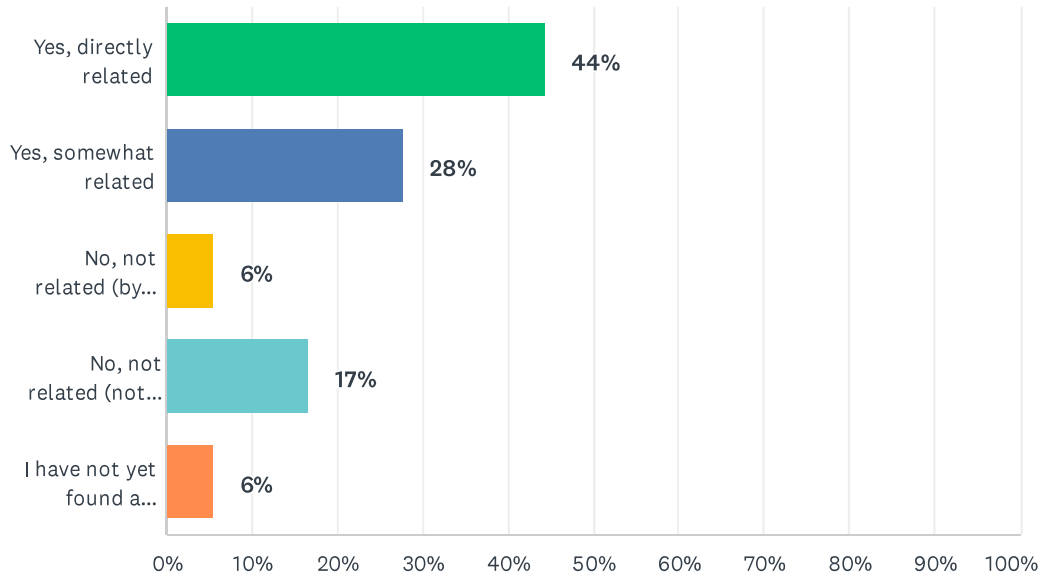


ANSWER CHOICES	RESPONSES	
More than six months prior to graduation	39%	7
Two to six months prior to graduation	22%	4
One month prior to graduation	11%	2
After graduation (indicate number of months below)	28%	5
TOTAL		18

#	AFTER GRADUATION (INDICATE NUMBER OF MONTHS BELOW)	DATE
1	n/a	2/1/2018 11:51 AM
2	1 month	1/24/2018 6:50 PM
3	2	1/20/2018 7:31 AM
4	6	1/17/2018 3:58 PM
5	1	1/17/2018 3:55 PM

Q32 Was your first full-time job after graduation related to your academic major? If not, was this by choice?

Answered: 18 Skipped: 4



ANSWER CHOICES	RESPONSES	
Yes, directly related	44%	8
Yes, somewhat related	28%	5
No, not related (by choice)	6%	1
No, not related (not by choice)	17%	3
I have not yet found a full-time job.	6%	1
TOTAL		18